

(missing pages 13-16.)

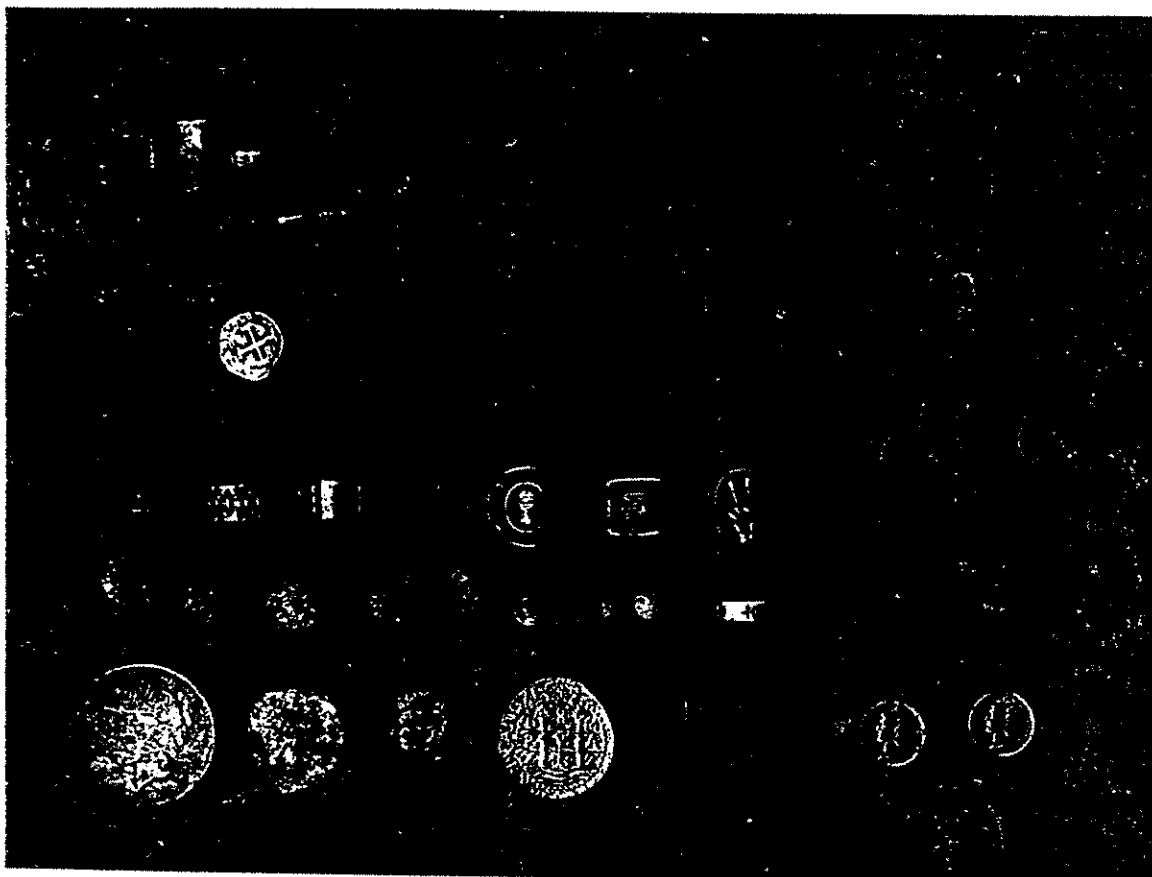
Sam "Lobo" Wolfe's

# United Dowzers

ISSUE NO. 2. VOLUME 1

MARCH, 1977

Sam "Lobo" Wolfe, Founder and Publisher



### ***Metaphysical Healing***

"Lobo" tells the courageous story of his own road to good health.

### ***Dowsing Energy and Rays***

A scholarly exposition of what every dowser must study and learn.

### ***Dowsing Seaward***

A rollicking tale of finding Spanish gold off the Florida Keys.


### ***Dowsing Crimes and Criminals***

"Lobo" writes of dowsing accomplishments in turning up clues.

### ***The Fundamental Ray and Serial Number***

Ann Edmunds continues with her explanation of proper pendulum use.

**Attention, map dowzers! you'll  
enjoy your work more with these  
Depth Finders  
\$12 including shipping**



Developed for dowsing expert, Sam "Lobo" Wolfe, this set of three depth finders will prove indispensable to the serious map dowser. When used according to instructions, the depth finders help you to more accurately determine depth, width, length within the area you are exploring. Instructions are included with each set of three depth finders. Don't delay. Order yours today.

**It's convenient, weather-proof  
and a handsome accessory—  
The Lobo Map and Field Rod  
Carrier Pouch  
\$15 including shipping**



Designed to fit right on your belt, this top quality carrier pouch is yours in a sturdy, heavy-duty vinyl with the look of grained leather. Sam "Lobo" Wolfe had the original made up for himself and received so many requests for one like it, he decided to market it. Made with a snap closing, the pouch is fitted to accommodate rod and maps; but it can also carry snake bite kit and other field items. It's an excellent way to protect and store your rod at home and in the field.

**Members of the United Dowzers Association are entitled to a  
5% discount on both the carrier pouch and the depth finders.**

Graduates of Sam "Lobo" Wolfe's Dowsing Classes Entitled to 10% Discount on All Advertised Merchandise.

## **United Dowzers Association, Inc.**

13451 Ector Street  
La Puente, California 91746

Please send me \_\_\_\_\_ Carrier Pouches and \_\_\_\_\_ Sets of Depth Finders. I am  am not  a member of the United Dowzers Association.

Name \_\_\_\_\_

Address \_\_\_\_\_

City \_\_\_\_\_ State \_\_\_\_\_ Zip \_\_\_\_\_

I enclose  Check  Money Order. No cash, please. California Residents add 6% sales tax.

Check here  if you would like free literature on membership in United Dowzers Association which includes a subscription to United Dowzers Magazine.



Vol. 1, No. 2



March, 1977

**UNITED DOWSERS**

**CONTENTS**

Metaphysical Healing.....	Lobo	9
Dowsing Energy and Rays .....	Mark Fields	15
Dowsing Seaward.....	Ray Miller	20
Dowsing Crimes and Criminals .....	Lobo	23
The Mystery of Radionic Photography .....	Mark Fields	25
The Fundamental Ray and Serial Number.....	Ann Edmunds	27
Why Dowsing.....	W.D. Cornett	31

**SPECIAL FEATURES**

"Lobo" Says.....	2
Mail Box .....	3
Questions and Answers.....	6
Book Review.....	14

**Our Cover:** Old Coins from Beach and Old Fort.

See Story on Page 4 .

March, 1977

Published Quarterly  
by  
United Dowsers Association, Inc.  
13451 Ector Street  
La Puente, California 91746

TELEPHONE (213) 962-7839

**Sam "Lobo" Wolfe**  
President-Editor

**Alma Wolfe**  
Vice-President

**Mary White**  
Membership Secretary

**Mark Fields**  
Associate Editor-Reporter

**Linda Wolfe**  
Circulation Manager

**Mary Greene**  
Advertising Consultant

**M. Stephens**  
Art Director

**Emery M. Kemenesi**  
Layout Consultant

**Welsh Graphics**  
Printer

**Subscriptions**  
for Members @ \$25 per Year

Postage

Paid at La Puente, California

Copyright 1977 by U.D. Assoc. Inc. All rights reserved on entire contents; nothing may be reprinted, in whole or in part, without written permission of the publisher.

**NOTICE**

To all members of United Dowsers Association: You are entitled to a 5% discount (or 10% if you're a graduate of Sam's dowsing class) on anything ordered from us. To help save extra bookwork please subtract your discount before sending your check. Thank you!

## **"Lobo" Says**

The survey letters from our first edition of UNITED DOWSERS are still pouring in. What a GREAT bunch of beautiful people we have expressing their gratitude and delight in becoming members of what we expect to be the largest dowsing club in America soon.

For a club to grow it must provide members with what they want, and of course, that means professional instructions in our classes as well as the articles carried in the magazine. Our goal is to bring you information that you may never find elsewhere, and try our best to write every article in "easy form." There will no doubt be some repetition because one dowsing method works just as well for other things as it does for whatever you may be using it on at the present. So please don't think we are using the same old thing over and over for the lack of anything else to say.

There is only one way for a club to grow, and that is for its members to get involved. If you like the magazine, show it to your friends so they can have an opportunity to join UNITED DOWSERS. Don't be afraid of the field becoming too crowded because there are many advantages in having friends who enjoy the same interest as yours. Experiment and work together in order that both can learn from each other. That's why it's so nice to see husband and wife teams discovering dowsing secrets together. Alma and I have worked together so much we almost feel lost without the other.

The survey shows approximately 80% of the members liked the article on healing as their choice. They asked for more so you will read how I discovered the importance of the mind and its control over the body as I lay on my own deathbed. Prior to that I knew absolutely nothing about this most important connection, nor that the mind could be programmed to

ward off disease. Even a severe disease that has progressed to the point where it may be considered incurable yields to the positive thinking of a programmed mind.

Financial distress can be reversed through the power of positive thinking just as easily as controlling a disease. If there was a way for everyone to learn this one important lesson, I would feel that UNITED DOWSERS had helped its members more than anything else we could possibly hope for.

Several of our members have complained about an instructor from Wilmington, N.C., pasting his label on the back of the book I wrote entitled "Dowsing for Treasures and Minerals." Others say he has copied my tapes and notes from some of my former students, then put his class together from that information. That may be true but did you realize it's an honor to be copied? And if anyone isn't capable of writing his own book, go ahead and paste your label on the back of mine. But I will say there is no connection with anyone who uses these tactics to get advertising and my dowsing classes. It takes more than copied material to fool the public for any length of time because knowledge is gained through experience!

More people are requesting us to conduct classes in their states. It looks like we have more than we can handle now, but somehow we will work out a schedule allowing more travel in order to reach those asking for us to teach them. No matter which part of these 48 UNITED STATES you live in, we will be somewhere near your area with a basic as well as advanced class this year. Schedules will be worked out and advertised in plenty of time for you to attend.

One of the time-consuming tasks we are continually faced with is that of map dowsing commercially. Henceforth, UNITED DOWSERS has

closed commercial map dowsing in order to make more time available for teaching classes across the country. We will hand the job over to students who feel qualified, so watch for their names and addresses. Do NOT send your maps to us.

Those of you who asked for more articles on radionics will be pleased to know Mark Fields is gathering information for them now. The picture of the radionics instrument we carried in our first edition was furnished by the manufacturer, Bruce Copen, of England. UNITED DOWSERS does not sell radionics instruments but ran the article to show its association with that of dowsing. It proves the same energies we use for locating water work in other facets of dowsing utilized for healing purposes.

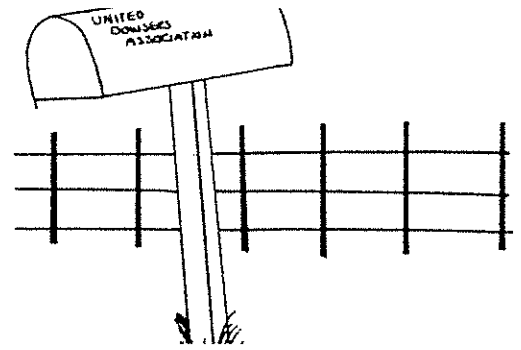
From around the middle of December until the early part of February, we slow down on classes in order to do more writing. This is when most of the articles are written for future issues of the magazine. Some are rather technical and time-consuming to write but we feel they will be appreciated by our club members. Of course, we plan to keep abreast of things and cover as many subjects as possible. But don't forget, we need articles from other dowsers and pay at the rate of 5¢ per word for manuscripts of 2,000 words. We will pay \$10 extra for suitable photographs accompanying the articles. \$50 will be paid for color photographs suitable for use on the cover of UNITED DOWSERS magazine. Payment is made upon acceptance. Please include a self-addressed stamped envelope if you wish your photos or manuscripts returned.

A real physician will not hesitate to use any method that will relieve the sick. A real quack is one who will hesitate to use or recommend any method to relieve the sick unless it is sanctioned by some governing board.

George Starr White, M.D.

# The Mail Box

\* We notice numerous advertisements about mineral rods, doodle bugs, etc. These seem to be quite expensive, but just how do they work? We have examined many so-called mineral rods and have NEVER seen one that worked! We have, in fact, been unable to find any SCIENTIFIC foundation to support the many advertising claims about these "devices."  
We would suggest, however, that you check with your state's Bureau of Mines and/or Department of Geology on this matter. They are most apt to agree WITH US regarding "devices" such as mineral rods and doodle bugs. THEY JUST DON'T WORK!



Dear Mr. & Mrs. Wolfe:

When you treated me in Alabama by the dowsing method, I promised to write and let you know how my back and glands got. Well, my back is completely healed and doesn't give me any trouble at all. This is the first time I could say that since 1946. I have never been able to do anything I wanted to, and sometimes I couldn't even do my own housework.

At times my nerves were so bad I would almost go to pieces. In fact, I almost had three nervous breakdowns. Now for the first time they are not giving me any trouble at all even though they should be. On December 17, a boy ran a stop sign and crashed into my car. My daughter and three of her children were in the car with me, but luckily none of us was hurt seriously. Before your treatment this would have torn my nerves to bits, but thank God they have been so much improved I take no medication of any kind.

I do wish there was some way I could thank you for the help you have given me. I only hope my throat does half as well.

I will close, and may God bless you and yours always.

Hazel White  
Purvis, Mississippi

**Hazel, we certainly appreciate your nice letter. As for saying "thanks," you did a wonderful job and you are welcome. I will try the glands again with hopes of better success this time. Please keep us posted on your progress when time permits.**

Sam

"Lobo"

I could not resist sending this small clipping I cut out of a brochure by White's Electronics of Sweet Home, Oregon. \*

I buy metal detectors from them, and so far have invested nearly \$700 in electronic locating gear. After reading this I could cheerfully spew "H."

I know you and other dedicated dowsers need not prove yourselves to anyone, least of all geologists or metal detector manufacturers; but I thought it grossly unfair how they make criticism toward dowsing instruments (and, of course, dowsing) when you have never openly condemned them.

Anyway, just wanted you to know that I'm one more individual who is all for dowsing and dedicated people like you and fellow members of UNITED DOWSERS! Thank you!

Sincerely,  
Jim Arvish

**Hello, Jim:**

**Metal detector manufacturers who openly criticize dowsing may not be helping sales of their equipment because there are thousands of dowsers who also purchase metal detectors. Most dowsers take offense at such criticism and may take their business elsewhere. So instead of talking, let's listen to see who is deserving of our future orders for metal detectors. There is more than one way to show people that dowsers find criticism distasteful.**

**As for my having to prove my ability, I took that on myself when I wrote the book entitled DOWSING FOR MINERALS and TREASURES. Treasures have been recovered from the locations, and there are mines in**

**operation right now taking out gold that I revealed by map dowsing. Those maps were my proof that dowsing is for real.**

**Just about a year ago Jimmie McDermitt, owner of the Desert View Motel in Truth or Consequences, New Mexico, was talking with a New Mexico state geologist. The geologist said, "The biggest threat to our profession is the dowsers. Whether we want to or not, they are going to FORCE us to learn dowsing." Who could say it better?"**

**Thanks for writing, Jim.**

**Sam**

Dear Sam,

While talking with Mary about a week ago, I mentioned how I was getting along with my dowsing. She suggested that I write and tell you about it.

The day before Election Day, I dowsed eight candidates and picked the winners and losers all correctly.

As you know, I work as a security guard for Willamette Western Corp. On Sundays and some evenings when we have a little spare time, the boys in the Marine Dispatch Department have been hiding money—both currency and coins while I am out on patrol (80 acres of machinery.) After I have been gone about an hour, I'll come in and find it for them. Now they've lost interest in this game because I always find the money. Mr. Morgan who is the head of security of my organization is very interested as well as some of the other fellows. I think you'll be having some new students from among them.

I'm looking forward to seeing you a week from today.

Very best regards to you all.

Sam D. Rawson  
Vancouver, Wa.

Hi Sam,

Glad to hear from you on the phone the other day. As promised, enclosed you will find artifacts from one of the fort sites we found. I have found three thus far. All these locations were map dowsed first, then located in the field. I personally have only worked one of these sites. The other two I gave away to friends.

Sam, you ought to have seen the looks on their faces when they came back from the site. At first they disbelieve, and think you're some kind of a nut. But, when they reach the locations, and start finding artifacts, it's another story. They beat a trail back to the house to ask me how to dowse.

Just for the record, Sam, it was not easy for me to find locations at first. You have to practice, practice, practice. I think all of us are afraid of being ridiculed at one time or another. But if we don't face the challenges, how will we learn? I'll let you in on a secret. I take at least one challenge a week; it keeps me on my toes. If it were not for these challenges, I would not have progressed as fast as I have. So tell your students, don't be afraid to fall down. In fact you must fall down once in a while to learn. I know, and you know, that if you don't make mistakes, you might as well hang it up. I think this is the number one reason for people not continuing their dowsing.

It takes nerve to stand up for what you believe in. Do not get in a rut. Think positive and nothing can stand in your way. It sounds easy, doesn't it? It is, but you must apply it. I know you apply it, Sam; next to Dale Carnegie, you are the most positive thinker I know.

Since last September, things have happened so fast, I can't keep track of all the good things that have happened to me. I will say this, though, it's being able to give of yourself that counts. It's the best feeling in the world, to help some of your friends find what they are looking for. Some people live to be a ripe old age before they learn this lesson. I thank the man upstairs that I have learned this lesson early while I can still apply it.

Oh, by the way, I'm looking into that situation on finding water that you mentioned.

Well, that's about it for now except that I have tried using the rod under-

water with scuba. I found an old beach and asked where are the most coins? I made my sweep and came up with a positive lock. After finding what I thought to be the right location, I brought out the underwater metal detector. Eureka! Enclosed with the fort artifacts are some of the beach artifacts. I am still having a little trouble with my solar and reflection rays underwater. The water distorts or reflects the rays. But so far, it has been fun experimenting with various depths and various bottom conditions. I'll send you more detailed reports on this in the future.

Take care of yourself and I'm looking forward to you coming to Fla. in the near future. Give Alma and Mary a big hug for me.

Vaya con Dios, my friend!

Fred Wilson

Dear Sam, Alma, and Gale,

Greetings from the east coast! I was one of your June dowsing graduates down in Truth or Consequences this past year, and I sincerely want to thank you for introducing me to the humble art of dowsing.

I say "humble art" because in my own mind that is exactly what dowsing is. There are no short cuts to becoming a successful dowser, and anyone who thinks so will never become proficient.

I have been practicing and logging my map work and hopefully when re-reading my notes, will be able to recognize where mistakes were made and act to avoid them in the future. I found that the easiest way for me to "check" how good my dowsing will be even before I start in earnest, is to dowse the map for objects already known, like churches, schools, cemeteries, etc. Since I usually choose my maps at random, and put them on the table without really looking at them (except for the quadrangle location) I feel as though this is a good indication as to how well my pinpointing will be for "unknown" objects (caches, mineral deposits, battlefields and the like.)

Again my sincere thanks for your expert assistance, and I hope to be writing again in the spring with some good news.

Very truly yours,  
Greg Storozuk  
Fair Lawn,  
New Jersey

Sam,

I was quite impressed with the publication. It was more than I had anticipated. It was good to read articles by qualified people in the field of dowsing. I am glad Sam asked them to step out and say something worth saying.

Thanks,

Tom Kralick  
Boulder, Colo.



Sam,

I will mention one of my experiences. It was an old house site. The rod would lock on two locations which happened to be two catalpa trees. They were in a fence row among other catalpa trees. And upon digging, nothing was found. A check with the metal detector and still nothing. However, when the detector was raised up and down along the trees, it would sound off. But it would do nothing on the other trees. I decided that it was surely some kind of mineral, although I don't understand why just the two trees.

I made the first locations on a map.

Edgar E. Lamb

**Edgar:**

***I just placed two depth rods on a table to represent the two palms. They are growing in flour gold deposits which emit the radiation of gold up the trunk exactly like it was a depth rod. You can probe it by sampling the soil from the surface down to a depth of approximately six feet.***

***Trees also absorb enough mineral when growing in them to cause a dowsing instrument to lock to the trunk. You can dowse the logs in a saw mill and tell which ones grew over deposits of minerals and then identify the minerals.***

***Thanks for writing,  
Sam***

Dear Sam,

I got my first issue of United Dow-sers and I want to congratulate you on an excellent magazine. I thought I'd send you some of my experiences so that other dowers might learn from me as I learn from them.

Since taking your class, I've been looking forward to that big find, but so far I've had to settle for two small ones.

My first find was in an area where I had been told there may be some coins buried. I never map dowsed the area, but one day I was in the vicinity, so I took a jeep trail and went over to check it out.

I warmed up my rod and started checking. As I was dowsing for silver coins, I got a pull on my rod. I checked from different directions and without bothering to evaluate, I closed in on the target. Working much too rapidly, I soon found myself standing over my target. I looked down at my treasure site and there it was! A quarter! My first treasure! One single, solitary quarter! That's five times better than the nickel I found the first time I went out with a metal detector. It was a small treasure (as treasures are usually larger,) but I found it through dowsing and proved that dowsing really works.

At this point I stopped to think. I backed off and evaluated as I should have done at the beginning. Yes, that is all there was, just one quarter.

I should also point out that this was an unlikely place to find a quarter. It was far from town, so the find was real, not just chance.

My second small find took place in my home. I had recently moved and couldn't find a box of Christmas cards that I knew I had. Well, I reasoned, if I can find a quarter, why not a box of Christmas cards?

I grabbed my rod and swept around until I got a pull toward a large cardboard box. This time I evaluated and found the cards to be in the lower half of the box. Well, I dug through all kinds of stuff in that cardboard box, and there in the lower half were my Christmas cards.

This was a small find maybe, but look how long it may have taken to

search the whole house. Dowsing is very versatile and can really save some time.

I might mention to new dowers that one find is as valuable as the next. Each find, no matter how small, builds confidence and helps you on the next one. If you don't have something to find, create something. Look for something in your garage or have someone hide something for you to practice on. Another thing to try is to map dows the location of a family member or friend at a particular time and see if you are accurate. Dowsing is an exciting field. Practice leads to finds, and finds lead to more finds.

Thanks for the class, Sam, and I'll keep you up to date on any more finds.

Happy Treasure Hunting  
Richard Labate

Dear Sam:

Your magazine is great, more than I expected. I would also like to see ads related to dowsing.

Do you think it might be possible to hold a class here in my area? I know of five to ten people who would love to attend your class but cannot see their way clear to travel a long distance due to the expense.

If you hold a class for us, let me know and I will line up some students. I am sure a small ad would give you more than enough to fill a classroom.

Sincerely,  
Wilbert

**Hi, Wilbert:**

**People all over the country are asking us to advertise classes in treasure magazines so they can have a choice. We will be in your area and that's a fact! The schedule is being worked out for both basic and advanced classes from coast to coast. So get your people alerted and let's have a big crowd.**

**We have no plans to advertise anything other than what we handle ourselves. Once ads**

**are accepted we have no control over rip-off artists like some that are advertising in treasure magazines these days. When I state a book or product is good, it means my reputation is on the line. Therefore, I have chosen not to sell advertising, but to keep the magazine something every member can be proud of. Isn't it nice to read a magazine without all the clutter from ads? We thought you would like it better.**

Sam



Sam,

Enclosed you will find a Xerox copy of a publication on dowsing I recently purchased. I paid \$10 for approximately four pages of advertised "new information," all of which turned out to be as old as the hills.

You can guess that I consider myself as being the victim of a royal rip-off. This message might be passed on to U.D.A. members: before entering into any business transaction, first check it out by dowsing to see if the deal is worthwhile.

May health and happiness be yours on the Christmas day.

Regards,  
Jim Waugh

Sam,

To tell the truth I was very hungry for more precise explanations of some of the aspects of map and photo dowsing.

One photo my wife and daughter hand-dowsed of our yard, and at 18" we located an 1898 V. nickel and an eight-pound chunk of what appears to be amethyst.

In another of our yards we located an 1852 3-cent piece at 13" depth.

Question: In your book on dowsing you seem to intimate that reproductions of actual maps in magazines, etc., are not reliable. Yet in the same book you gave us several such reproductions to practice on. What is the answer? I don't seem to pick up radiation from them by hand-dowsing. Do I need more practice?

I took your advice and purchased topo maps before the rise in price. I have better than \$200 invested so far including some complete counties of Indiana.

I have made a log of both study and field work and hope to eventually tell of more successes.

Cordially yours,  
Rev. Frank T. Anderson  
Indiana

P.S. What would you advise in the way of seeking others and interesting them in dowsing and forming a local group of U.D.A.? I have 1-1/4 acres and a huge barn I just restored for a meeting place.

**Reverend:**

**Maps that are reproduced by the photocopy process are fine for dowsing. It is the Xerox copies made by a magnetic process that somehow have a destroying effect on the maps for dowsing.**

**Your idea of forming a local U.D.A. club sounds good. Anyone interested?**

**Wishing you much success,**

**Sam**

## Questions and Answers

Q. Sam: What is the difference between a magnetic pocket and a magnetic image? And would both be found on maps?

A. Magnetic pockets are heavy minerals that settled in one place. They contain a mixture of the heavier minerals and erosion takes them to a low spot where they are deposited in pockets. Oxidization caused from the acids in the soil start breaking the small particles down atom by atom. The worse they decompose, the more electrons they lose which is energy in the form of electricity. Dowsers detect this energy and call it radiation. So the faster the minerals break down, the stronger the radiation. However, magnetic pockets do not radiate strong until they have been disturbed, meaning that the particles of minerals have been physically moved so the atoms no longer align themselves to north and south as they ordinarily do in iron. When that happens, each particle of iron becomes a tiny magnet having both negative and positive poles. Since they have been thrown out of balance by the loss of electrons, and have lost the ability to align themselves to north and south, there is a repelling action on all sides of the magnetic pocket. These attractions are very strong when map dowsing and usually carry the radiation of precious metals as well as iron. Place a black screen over the spot on the map and the radiation of iron diminishes.

The magnetic image is nothing more than a reflection of various metals including the precious ones. They are active during the hours between sunup and sunset. Even a heavy overcast cannot eliminate them, but they automatically disappear at sunset. These images move frequently and always in the direction of the four cardinal points of the compass. The moving of these images has been the basis for so many dowsers thinking treas-

ures move. They can be eliminated by pointing a sharp pointed object at them while sweeping a rod across the hot spot. Usually they are not found on maps but may be detected on photographs having a larger scale. (See the first issue of this magazine for an excellent article by Mark Fields, pages 18, 19 entitled "Magnetic Pockets.")

Q. Dear Mr. Wolfe: I have had a basic class in map dowsing. Checking your solar and reflection rays, How to hold your antenna rod. What color not to wear. How to use the ray of union.

I have found my antenna rod giving me readings on underground streams when I have a gold witness. I know gold has many false images and I have heard the best time to dowse is early morning, noon, late evening and at night time.

I know that 270 degrees is the main ray for gold with eleven rotations on the pendulum most of the time. I can never seem to find the location of gold once I think I have located it with my antenna rod. Even using my Abbe Mermet Ebony pendulum and using 99.99% gold, I still can't pinpoint it.

I have even used a black cardboard square in my left hand to eliminate the magnet and electromagnetic images, but I still don't seem to get the right readings.

One of these areas in which I have been trying to locate the gold was dowsed by a professional dowser with many years' experience. Do you have any idea what I could be doing wrong? Sincerely, Maurice Magee, Jr., South Roxana, Illinois.

A. Maurice: There are several things you are doing wrong. Apparently the instructor who taught you to dowse left a few things out that make a whale of a difference. And the "professional dowser" who made the location should go back over the map because

*magnetic pocket image*



what you have is nothing more than a mineral pocket that is 19 inches under the surface and consisting mostly of silver. As you know, I have never seen your map but checked from the information contained in your letter above. Make the pinpoint after sunset and sample the dirt at 19 inches and you will find the radiation of silver instead of treasure. Sam.

Q. Hello, Sam: I want to thank you for the information you wrote me. Somehow I am going to learn more about dowsing. Will try to save enough money this winter to be able to attend one of your classes because you have something the majority of people haven't got.


When I was a young lad back in the 50's, my granddad and I dug water wells for lots of farmers as well as other people. Before he would dig, he always used a forked stick to find the underground stream. We knew how deep to dig because he could tell exactly how far it was to the underground stream. I remember once he said, "Ed, if I don't get water at 22 feet, it won't cost you a cent." We dug the well and the water came within three feet of the top of the ground. I do know there is something to it, and I have had other people hold a forked stick with me as we went over a stream. We held it so tight as the stick was trying to twist in our hands, it broke.

Sam, I would like to ask you one more question; maybe you can answer it, maybe not. How come you can't find the famous Beale treasure on a map, or have you? What I don't understand is, there is one code that has not been broken yet, so I don't understand why a good dowser can't find it. Maybe they have and are just keeping it quiet, huh? Your friend always, Archie A. Brown

A. Hi, Archie: There is much more to the Beale treasure than is found in the three codes. Are you aware of the tales connecting Beale and his men

with piracy rather than New Mexico miners? The codes are authentic; however, the treasure was removed long ago. I did find the carin where the treasure had been; however, all that remains are the remnant rays. Too much time has been wasted by countless people trying to solve this mystery when there is nothing left. Some will scoff but let them go right ahead searching for a treasure that has been long gone. Other dowers can verify this easily. Sam

Q. Dear Sam: Being one of your past students, I would like some information. I just received some information on the Pyramid Power tip with Lapis Lazuli in it for a better power force. Is it worth anything? What do you think of it? Yours truly, Ray Desmore.



*Mineral  
Peculiar*

A. Ray: You are in the same boat as several others who have written asking about the tip. We have never received one for testing but that's not unusual since we are not official "testers" of dowsing equipment. Anyone who has attended one of my classes should know how to check such things easily. Merely ask the question, "Is this equipment as good as claimed?" and let the instrument provide the answer. What could be easier than that? Best wishes, Sam.

Q. Dear Sam, I have a very personal problem with my dowsing. It may be just a misunderstanding, but if I understand the Bible, and I hope I do, it speaks out against the art of divination. The question I have, is dowsing in any way connected with divination?

I hope to hear from you soon because my dowsing has come to a standstill. I am trying to be a good Christian and do what I can to help other people get along in this world. You have done a great job publishing UNITED DOWSERS magazine. Good luck and best wishes, Calvin.

A. Hi, Calvin: The answer to your question, is dowsing connected with divination, is simply, NO. Although dowsing has sometimes been called divining, this is a perversion of the word. Webster's Dictionary defines divination as the act of foretelling or foreseeing the future. Dowsing is the detecting of the radiations around all things, both living and non-living, and not the predicting of the future. If you will remember in my class, I specifically stated that dowsing is not to be used to try to predict the future. In my dowsing classes I have taught several ordained ministers and know of many others that are dowsers. Dowsing, like anything else, would be wrong if it were used for evil intentions. Sincerely, Sam.

Q. I just read a story in the new treasure magazine about this lawyer, Grande, who took your dowsing course. (Very interesting.) As far as your magazine is concerned, I think it will really go.

"Lobo," I am very much interested in dowsing and everything about dowsing in general. I have always kept an open mind, and was afraid to tell anyone about map dowsing before. But since I received your first UNITED DOWSERS magazine containing the movements of the pendulum, I sure was surprised how much I learned from it. I have already obtained some good readings from sketches and am looking forward to more information in future issues.

I am an avid coin shooter and have been since the 1960's. Besides that, I am a dealer for metal detectors. It seems to me people who have a greater interest in dowsing learn it faster. I have read the book of Henry Gross and his dowsing rod. Is Henry still living?

We have had small amounts of rain here in Duluth, Minnesota, this summer. Thousands of wells are going dry. A local dowser has more calls to find water than he can handle. He charges \$25 to dowse for water, but since he cannot keep up, I was wondering whether anyone who has taken your class dowses for water commercially? If so, what are their fees? I would appreciate an answer on this matter as soon as possible. Sincerely, John D. Hendrickson, 1120 Lake Avenue So., Duluth, Minn. 55802.

A. John: Someone wrote me recently that Henry Gross is doing very well. I intended to write him; then his address was temporarily misplaced. Our secretary says it's under a mountain of letters and will be found WITHOUT resorting to dowsing her office. Bet it would be quicker if someone would send his address again, though.

Yes, we do have qualified students who could locate water and let's hope they are ready for action. Your address was included so they can contact you personally. Sam.

Q. Dear Sam & Alma: Since attending your class in Youngstown, Ohio, last May, I have located many treasures on maps, but I cannot pinpoint them. I can come to within 50 to 75 feet in a circle but the rod will lock in many places. My buddy, John Stern, has the same problem. I know you have the answer and we would both appreciate it if you would tell us where the problem lies. Thanks, Ronald R. Norder

A. Ronald: The problem you are having is just like so many others who search for treasures while keeping the thought of gold or silver in the back of your mind. Don't just read the articles contained in this magazine, but STUDY them several times because the answer to your problem is covered quite thoroughly.

Any time a rod locks several places within a 50 to 75-foot circle you should realize immediately the radiation is coming from mineral rather than treasure. Check a few minutes after sundown if the solar and reflection rays are causing problems on uneven ground such as a hillside.

One very easy method to determine whether an attraction is that of a treasure or mineral is to dig a hole to the depth you find the radiation emitting from. Take a sample of dirt from that exact depth and carry it away several yards. Now check for the same thing you were searching for previously; if the rod locks you know the attractions comes from a mineral. It takes patience to become a professional dowser, but you can master it by discovering what causes each failure instead of becoming discouragd. Sam.

# Metaphysical Healing

By "Lobo"

In response to so many requests for additional articles on healing I have decided to include a system that was slowly revealed to me the hard way. On two occasions my life or death decision resulted in the discovery of the mind's control over disease and the general health of anyone whether he is aware of it or not. At that time I wasn't aware of it, so my discovery was accidental in an Army hospital on the island of Oahu in 1945.

Few people recover from tetanus and as I lay there, my body wracked with pain from head to toe, undergoing hallucination, I lost all track of time in a maze of tormented dreams. Then consciousness would return for a brief time in the form of a dark haze that made little sense other than the never-ending pain.

Somehow during that episode the question kept coming to my mind whether I wanted to live or die. I can vaguely remember making up my mind to live, but for a time it was a hard decision to make.

There is a hazy memory of several doctors and nurses surrounding my bed on different occasions when I regained consciousness, but at the time it didn't seem important. I must have been reacting to something they had given me as welts stood almost half an inch above the surface of my body as large as dollar bills. They stung as if someone had whipped me from head to toe with stinging nettles in the nude. Severe swelling at the joints of my skeleton made my fingers almost double in size. My wrists, elbows, knees and toes were so tight it appeared circulation would be cut off. And the eternal pain over my entire body was nothing short of agony for something like two weeks or more.

Nothing seemed to relieve the stinging of the welts except double shots of adrenaline. The doctor finally refused to give me more for fear of causing a heart attack. As the last shot wore off and it was impossible to lie still, I pleaded for more adrenaline. Apparently he couldn't stand to see a person suffering so much, so he agreed to additional injections with the order that a nurse stay at my bedside to be on the lookout for any signs of heart failure.

Without knowing it then, making up my own mind to recover was the key that actually saved my life. I made up my mind that nothing on earth could prevent me from returning home. I made up my mind to walk out of the hospital during some of the most mental, as well as physical, endurance the human body can be subjected to. From that time on my condition gradually changed and a very happy veteran of W.W. II was eventually reunited with his family.

At that time I knew absolutely nothing about the power of the mind and its effects on health. I always thought my recovery was due to the grace of God, and possibly it was. But the message would be easier to comprehend after another serious siege of illness that was to become a lesson in the power of the mind a little later on.

It had been five years after the tetanus episode that I was working for the U.S.A.F. at Hill Air Force Base in Utah. One day at work I began to be affected with a severe stiff neck. I noticed a slight rise in my temperature and felt depleted of energy, and the pain kept increasing in intensity. Finally I went to the dispensary where a doctor made a quick examination and

ordered a heat treatment. For the next hour heat was directed on the back of my neck, and I was released in time to get back and clock out for the end of the shift.

The following morning I felt too ill to return to work, so I stayed at home on sick leave. A very restless night was spent tossing and turning in the bed as my neck became worse. When the business day started, my wife tried to call a doctor and make an appointment. It was in the late afternoon before I could get an appointment, and by then my head was pulled to one side with my neck twisted as if I were trying to rub my right ear on my shoulder.

My right arm was beginning to pull and twist like a pretzel, and I didn't have to be told that I had a bad case of polio. The doctor confirmed it and immediately admitted me to the hospital where a spinal tap was ordered along with a host of other tests to make the diagnosis final. Yes, the tests did confirm polio. Here I was, as strong as a horse; to be stricken with such a crippling disease was beyond all my comprehension. At the age of 27, another lesson in the power of the mind was to alert me to that fact, I believe, so I could pass it on to others. So as you read this it might be well to remember that I suffered death in order to bring the method of healing through the power of the mind to your fingertips. After all that suffering, I sincerely hope what I learned will be your formula for perfect health. Don't wait until you have a decision to make between life or death, but learn the lesson from one who paid dearly for this information.

With the polio epidemic during the 1950's, it is not necessary to describe

what a victim undergoes; some survive; some don't. Those who have a severe case usually learn to live with a handicap as I did. When my doctor told me I would spend the rest of my life in a wheel chair, he could have been right. I don't think he knew about the power of the mind and its effectiveness in overcoming disease. I must admit it hadn't really sunk in to the point where I knew that my mind would be the cause of my being able to walk today. I just didn't know that much about it.

How would it make one feel to be told there was no hope of recovery and you would never walk again? Would you crawl back into a shell and hate the world for your bad luck? Or would you rebel and muster up enough courage to fight for health? There are too many people living a life of an invalid that could be enjoying each day with enthusiasm. If you are an invalid, I am speaking directly to YOU! It is not necessary to live in a wheel chair if you have one leg to walk on. Get a crutch and fight for every step, but WALK! Don't live on sympathy and be waited on hand and foot; all you need is the determination to recover and the knowledge to put your mind in action because if you want to walk again, you will.

Both times when my life was threatened with a serious disease, it was my own determination that became the turning point. Without that determination I couldn't have recovered the first time because I was actually a dead man who was too stubborn to give up. This is not meant as a joke as it was far from a joking matter to me.

Four hours after being discharged from the hospital I met my "polio specialist" in a grocery store. Talk about a man exploding, he did! There I was, aided by a cane, fighting to keep my feet under me when only four hours previously, this doctor was giving me instructions on how to live in a wheel chair. No wonder he blew himself to pieces so to speak; he had guessed wrong.

My life had been filled with excitement ranging from hunting and fishing to enjoying each day with my pretty wife and our three children. I knew there was no way I would ever

give up my active life for that of an invalid. Handicapped, yes, but certainly not for a life in a wheel chair.

I can remember the first fishing trip after having polio. Dad and my brother, an uncle, cousins and friends planned a fishing trip on a mountain stream where the trout grow firm and frisky. I hadn't been invited and it hurt my feelings because we were a close-knit family who enjoyed being together. Dad began trying to tell me how sorry he was that I wouldn't be able to go but I had no such plans; I was going fishing.

When we arrived at the stream, I told the others to go right on and not to worry about me as I would feed the fish close to the car. As soon as they were out of sight I began crawling down the path that had been worn by other fishermen over the years. I crawled a while, stopped to rest and fished until I felt strong enough to crawl farther. This is how the morning of fishing was spent, but I realized the rest of the group would be coming back, so I got a headstart. It wouldn't do for them to see me crawling along the path trying to get back.

Each time their voices carried upstream to me I crawled back in the brush until they had passed. Being thoroughly exhausted I crawled back into the bushes and immediately dropped off to sleep. The next thing I heard was my name being called as everyone was making a search. I could not answer because I couldn't bring myself to allow them to see me trying to crawl when I had been able to run ten miles non-stop just a few short months ago.

As they moved away, I crawled closer to the car, hid, and moved again. When they returned I acted as if nothing had happened. Of course, my excuse was that I had fallen asleep. But from what you have read it should be evident that my experience on two different occasions certainly put me in a position to speak as one who has been stricken with illness severe enough to give my instructions some authority.

Having used my determination to recover from these diseases was proof that the mind does somehow have something to do with illness. Over the

past twenty years this has become more evident, and in several cases, cold, flu and various viruses have been avoided completely by telling myself I would not have them even though others in the family were running temperatures and coughing their way through a cold.

Dowsing is nothing more than using the power of the mind to locate certain objects, so why couldn't the mind be used as a prevention of diseases? Or why couldn't it be used to cure an existing disease? These questions bothered me at times, but somehow the memory of having to make up my own mind whether to live or die had a connection. I fully realized it wasn't the medication from the hospital that pulled me through the tetanus; it was my MIND!

Lying in a hospital bed may not be thought of as a perfect place to learn how to heal the sick, especially when the lesson is learned by a mind that is in and out of the state of consciousness like a yoyo spinning on a string. Or hearing the doctor explode just four hours after being told my life would be spent in a wheel chair didn't seem much like a lesson in health at the time. It took years for all of it to sink in and the message to become a reality that "as one thinks, so is he."



I thought of myself being well, of living a normal life that certainly did not include the instructions I had received from the doctors. Think you will be sick and you can bet your britches whatever sickness you ordered by thinking of it will befall you. Fear a disease and you have set your mind in the proper frame to receive it. How many people have dreaded certain diseases, then died of the same ones? Every person reading this can no doubt remember people who had a dread of some disease, then the dread became reality. They actually ordered what they feared without knowing it. Have you put in your order for a disease yet? Would you like to program your mind for cancer, diabetes, arthritis or how about a good case of emphysema, asthma, gall stones or even an ulcer? Do you want it?

Nobody in his right frame of mind would subject himself to a dreaded disease if he knew how to avoid it. So let's look at the main causes of disease, then see how we can prevent them.

The mind is the control center for your body and don't be misled into thinking otherwise. Now don't throw this magazine into the fireplace if you don't agree; read on and let me show you how to prove it to yourself.

Yes, the mind really does control your body as well as your health. That is one of its main functions; however, we know it controls many other things. It controls our thoughts, but your thoughts can also program it to carry out your own bidding. Tell your index finger to scratch your nose and the mind carries out the order. Dowsers are aware of mental implants that cause their instruments to react as if a treasure was buried there. The mental implant is mental energy that has been released and it can be picked up years later by another dowser. The human mind is the most powerful thing on earth; it surpasses hydrogen bombs or anything else that man has ever created. Don't underestimate its power, nor its ability to bring on disease.

If you are suffering from a disease this very minute (and who isn't?) it will be necessary for you to pick a quiet place where there will be no interruptions. Concentrate on being completely engulfed by a white light coming from God. Keep your eyes closed and concentrate on it so strongly you actually visualize the white light encircling your entire being. Breathe in deeply of the energy in the form of the white light that surrounds you. I take four or five deep lungs full of air as I visualize the light circulating through my veins to settle in the diseased area.

Tell your mind to heal whatever disease you are suffering from, and be sure to name it. Go over this five times, repeating the order for the mind to heal the disease, starting immediately. Then forget it and go on about your business. Go through this same routine three times a day if possible, or whenever you can because the mind must be reminded to do its

work just as a child must have supervision. Do this and see how quickly you will heal your own disease.

It will be hard to accept the possibility of healing your body if you have been doctoring for years because you will lack the necessary faith. But the proof will come if you can settle down with an open mind and at least give this method a try. Those who think this is too far-fetched to be possible may not try it. My sympathy goes with you because you will be the loser. All I can do is share my knowledge (not theory) in hopes that my afflictions were meant to help others.

Merely telling your mind to heal your body isn't enough; you must BELIEVE it will be done. Faith is a hard thing to have when pain racks the body and there are no specialists around to administer medicines. Speaking from experience, I will rely on my own healing method much quicker than the brain-washed doctors who know nothing about healing with the mind. This does not include all doctors; I am speaking of those who know it all but haven't found a way to cure arthritis, cancer, sugar diabetes and a list of other diseases longer than your arm.

I cannot number the doctors who have been through my basic class in dowsing without going back through the records. Even that wouldn't be accurate because some came as the common Joe who kept it secret that they were doctors. It is my hope to see them take the advanced class where some will learn the way to really see miracles performed in patients that have no hopes of regaining health. But my method is contrary to what is taught in medical schools.

One week ago my niece was taken to the hospital in San Antonio, Texas. She had all the symptoms of a tumor of the brain. Tests were run and the tumor definitely confirmed. My brother called to tell me of her condition and I told him it would take a mighty long time for her to die of cancer. Immediately I began sending her treatment by the mental and dowsing method. The next day her condition had improved so much more tests were run. The doctor said, "Yesterday you had a tumor of the brain; to-

day there is NONE!" I knew it was malignant when I started sending the treatment but that doesn't matter. Cancer yields to the treatment as readily as any other disease and all it costs is learning how.

It is a mistake to tell people how bad you feel because the mind picks up the message that you SHOULD feel bad, and you will. Don't make a habit of complaining or gathering with others who can't wait to tell anyone who will listen how bad their condition is. Look on the bright side. Remember the story of the man who felt sorry for himself because he had no shoes? But then he saw another man who had no feet!

Possibly you are under the weather right now but look forward to a better day tomorrow. Tell yourself that your body is capable of healing itself regardless of the affliction. All of us have cut our flesh some time or other and it did heal because the cells that were damaged were replaced by our own natural healing process. It wasn't necessary to tell our mind it was time to go to work because it knew the damage and immediately started sending whatever was necessary to heal the wound. The very same healing process that closes a wound in the flesh can heal anything else that is wrong. Through our own ignorance we have conditioned our minds to make us feel bad, to accept a dreaded disease, to feel rough when we should be enjoying life. And no one is to blame except ourselves.

Right now is the time to program yourself to feel better tomorrow. Through deep concentration and giving instructions to your mind you can be in perfect health. Growing old doesn't mean our bodies must suffer. Some young people grow old as a result of ill health, but there are old people who are totally free of disease.

You can reduce easier by programming the mind to make you lose your appetite when enough food has been consumed than probably any other method. I have allowed myself to become overweight, but two days ago I programmed myself to eat only what food it requires to sustain health. When that amount has been consumed, I automatically lose the desire

to eat more. It cannot be called a diet because I eat all I want. Two days on the program and I have lost five pounds without going hungry or feeling the least bit uncomfortable. My mind will guard against illness as it reduces my weight to normal because I have willed it to do so.

The dowsing rod is an excellent instrument in treating illness before it becomes too serious. Too much of the dowser's energy is required to apply treatments of any duration. A few minutes at a time is all anyone can stand because the energy is not broken like it would be for ordinary dowsing; it flows to the patient continually. So this method is not advised for serious diseases other than to arrest them temporarily.

Radionics is a form of dowsing but the dowser is not required to release more than a small fraction of energy needed for the dowsing rod. He makes a diagnosis that uses a small amount of energy, then dials the instrument in and forgets about it as the treatment is broadcast to the patient. There has never been a classification on which method would be numbered one, two or three. In my own personal opinion I would class the rod as number one for treatments that could be accomplished within a few minutes. The radionics would take second place because it is necessary to keep an eye on health, then cure any problem as it arises. Radionics can detect a disease long before it becomes a problem, or before the person is aware of anything being wrong. By treating immediately the trouble is wiped out without becoming an illness or a disease later. So radionics cannot be underrated as a means of preventing illness but should become a dependable health instrument in every household. Since it is against the American Medical Association's "law," the instrument cannot be used by doctors for a fee. Some doctors use them in secrecy but they are still outlawed.

Healing with the mind is called "metaphysical healing" and is probably better than ANY method once the system has been learned. For that reason I would class it as the number three method as far as mastering it is concerned. But for effectiveness, let's

give it the number one position as it deserves. It is the natural way to heal whatever a patient suffers from, and anyone who wants to can learn its use.

A member of the family can use it very effectively on any other member of the family. A friend can use it on another person regardless of the distance separating them. It can be used to quit smoking and it isn't necessary to enroll in the Schick Center or any other professional organization that charges a few hundred dollars for helping you quit.

Alcoholics and drug addicts can program their minds to detest the health destroying hang-up they are enslaved by and there will be no withdrawal. The alcoholic can take his last drink and tell himself that was the last one . . . EVER, without breaking the promise. He must first make up his mind that he really wants to quit, then convince his super-conscious mind that from this time forward the craving for alcohol will turn to hatred of the smell. He must make it clear to his mind several times each day that alcohol cannot hold a grip on him because he actually hates it now and forever. Anyone trying this system with the determination to quit will have no more trouble doing so because the mind will be your guard against it.

Paralysis, blindness, deafness or the common cold yield to metaphysical healing because it cannot fail when the mind takes over and the healing process is started. Every cell that has been damaged will be replaced by new healthy cells and the disease is eliminated. It makes no difference how bad a patient thinks his condition is, but there must be a change to allow the mind a chance to perform its miracles.

Negativism binds people over to illness more than anything else on the face of the earth. It makes my blood boil just a little when people say, "I know I can't." There is no such thing as can't! Some attend my dowsing classes fully convinced they can't learn. For those unfortunate souls I KNOW they can't unless we can turn their thinking around to I CAN!!! You must do this in order for metaphysics to start healing your body. No disease can live in a healthy body, so tell your

mind to heal any and all things that are not healthy in your body. Say this over and over until you know there is no negativism hiding way back there in the back of your mind. It accepts your orders to heal the body and goes to work doing just that.

During one of my December, 1976, advanced dowsing classes, a student was suffering from a severely infected thumb. The throbbing was so intense he told me it was impossible to concentrate on the activities of the class. It looked as though he would be forced to drop out, or so he thought.

His thumb was swollen twice its normal size and was very reddened all the way back to his hand. Most people would have gone to a doctor, but he was trying to get to the class from a distant state and time was pressing. So he decided to suffer the pain, attend class, then see a doctor as soon as he could set up an appointment.

I asked him to allow us to treat the infection by the dowsing method and he readily agreed. The other students were asked to come as close as possible and bring their dowsing rods. Then I explained how we would all concentrate on the infection rather than the thumb, sweep our instruments in his direction and lock to the infection. When everyone had followed instructions and their rods were locked to the infection, I then instructed them to concentrate on killing the infection. Within two minutes the rods began to break away which meant the experiment had been successful and the infection had been killed.

This student's name was Charlie. He told us the throbbing had completely stopped within the two minutes we were treating him. A little later that same evening the thumb broke open and the pus began draining. By the end of the three-day class it had healed almost completely and no further treatments were given.

How does this kind of treatment really work? Is it just the imagination or can anyone learn to accomplish it? Let's dig a little further and see if we can understand what metaphysical healing is and how its application is so

easily proven you can't doubt it.

Tell yourself that your stomach will be upset tomorrow morning so badly it will be impossible to eat breakfast. Repeat the same thing over several times as you actually concentrate on how bad you will feel. The results will be better if you start early in the morning, the day before you will be sick, then remind yourself that tomorrow morning you couldn't eat breakfast if you wanted to as you KNOW your stomach will be too upset.

The stronger your concentration on feeling ill, the greater chance of this experiment working. Even when you first start suggesting this self-inflicted illness, there will probably be a queasy feeling in the stomach that may not wait until morning to materialize. The reason is because the mind starts action at your command whether it is for sickness or health; you can name it.

It would be a pretty safe bet that

almost everyone subjecting himself to this experiment will actually be sick to his stomach at the time set for it to happen. And this condition can be reversed at your own command. Tell yourself even though you can't eat breakfast, you will feel like a million by lunch time, and your appetite will be ready for the south end of a northbound steer. Don't skimp on lunch because you will be starving.

I could go on and on with stories of successful healing that I have been engaged in, but most people get the message easier by trying it on themselves. If time permitted I could write a small book on nothing other than the subject of metaphysical healing and prove every word of it. The limits of the power of the mind have never been reached; therefore, how can we know what it is capable of?

To achieve success it is important to keep reminding yourself that whatever condition you are programming

your mind for, it must be reminded over and over. Serious diseases may not respond enough to be noticeable for several days. Some will be easier to control than others for various reasons. Like dowsing, it is most important to lock the mind to whatever you are trying to accomplish without allowing it to drift. The results will astound you.

There is no doubt that many people will learn how to control diseases and enjoy better health as a result of this article. Those who cannot accept it will be missing out because of a closed mind. Do not allow them to influence your mind and miss an opportunity that might mean the difference between sickness and health. I have traveled the road of serious illness and found a way back to health. The trail is revealed here, so choose the direction you will follow. "Go thy way; and as thou hast believed, so be it done unto thee." Matthew 8:13.


## FOR SALE

10 Used Anderson Titan Rods (trade-ins.) only	\$60 each
4 Used Anderson Universal Rods	\$90 each
7 Used Anderson Universal Antenna Rods	\$120 each
6 NEW Anderson Universal Antenna Rods	\$150 each

(Don't forget to take your discount.)

Please make your check payable to UNITED DOWSERS, Inc.  
13451 Ector St., La Puente, California 91746





# Book Review

**AQUAVIDEO** by Verne Cameron. Available from the publisher, El Cariso Publications, P.O. Box 30305, Santa Barbara, CA. 93105. Soft cover, 131 pages, 5¼" x 8½" with numerous black and white photographs and drawings.

Aquavideo, combining the Latin words for "I see water," is an excellent book by the world famous master dowser, Verne L. Cameron. This book covers just about everything you need to know about finding water through the dowsing method. Cameron, a professional, who has successfully dowsed numerous wells around the world, holds nothing back in this book. He lays all his secrets out in the open. He takes the reader through the basic steps in dowsing and then goes on to give valuable information on underground geology, covering such subjects as quakes and earth movement, ascending waters, hot springs and locating geysers. The book also gives valuable information about drilling for water. He blows apart many common myths about dowsing, giving only the facts. He describes techniques for using the pendulum, L-rods, the forked stick and his own invention, the "aurameter." There is detailed information on the Bishop's Rule and its use in determining the correct depth of an underground stream. In the back of the book is a question and answer section covering a wide range of dowsing subjects. The appendix is a partial list of the hundreds of wells Cameron has successfully located around the world. A detailed index rounds off this excellent book. This book is a must for anyone interested in water dowsing and a welcome addition to any dowser's library.

**THE EXTRA SENSITIVE PENDULUM** by Beverly C. Jaegers. Available from the author at Aries Productions, Box 24571, Creve Coeur, MO. 63141. Soft cover, 85 pages, 5" x 7½", with two black and white photographs.

Bevy, as she is known by her friends and students, is a well known and accomplished psychic. Her most recent accomplishment resulted in one of her clients making one million dollars. She was rewarded with a sixty thousand dollar commission which was used to purchase a new house. She has authored several books and teaches a night course in psychometry for the University City School of Continuing Education Program in St. Louis. Bevy is also the publisher of Pathways Magazine (\$4 a year) which features articles on all areas of ESP and psychic phenomena.

This book is an excellent beginner's handbook for use of the pendulum. It also offers some tips for the experienced pendulum user. Bevy takes you step by step through the basics covering such subjects as developing your sensitivity to using the pendulum in everyday life. The book teaches the technique involving the use of yes and no answers rather than the use of witnesses and the serial number. It is well written and easy to understand. The book is highly recommended for anyone interested in the use of the pendulum.

**TREASURE DOWSING METHODS** by J.T. Baker. Available from the author at Pro-Research, P.O. Box 25, Saltville, TENN. 38370. Soft cover, 8 pages, 6" x 9½" with no illustrations or photographs.


The actual contents of this book en-

compass 3½ pages of written material. It contains eight chapters including metal detectors, using a pendulum, dowsing in the field and experiences. The book is a rehash of the old dowsing material and is very sketchy. Several members of United Dowers Association have called it a big ripoff after sending \$10 for the book. Ten dollars seems to be a mighty high price for three and a half pages of rewritten material.

**DOWSING FOR YOU** by Bruce Copen, Ph.D., Litt.D. Available from the publisher at Academic Publications, Highfield, Church Lane, Dane Hill, Haywards Heath, Sussex, RH17 7EX, England. Soft cover, 71 pages, 5¼" x 8" with 24 drawings and black and white photographs.

The author of this interesting little book is well known for his work in the field of radionics. He is also the manufacturer of a number of different types of radionic and dowsing equipment. The book carries an excellent short survey of the history of dowsing. Copen describes many types of dowsing equipment including many used in Europe and rarely seen here in the United States. He discusses the dowser's sensitivity and gives his theory about why and how dowsing works. Instructions are given for the use of the Mager color detector, an important instrument for researching into realm of color. Basic experiments are given to orientate the beginner to the use of the pendulum, L-rods and the Y-rod. The book also contains some interesting tips for even experienced dowers. Copen quotes extensively from many well known dowers. A brief description is given of his radionic instrument for prospecting called the "Modern Prospector." The bibliography has a list of 22 excellent books on dowsing, mostly by European authors and mostly out of print.





## Dowsing Energy and Rays

By Mark Fields

Although most dowsers start out relying on the use of witnesses, many come to the realization that they are no longer needed. These dowsers find that by simply concentrating on the object, any object they are looking for, they can find it. This shows us that the mind plays a major role in dowsing. But there are also certain physical do's and don'ts that must be learned and taken into account whenever dowsing.

For instance, it is impossible to locate a gold coin, no matter how hard you concentrate on that gold coin, if it is properly wrapped in red cloth. The radiations of gold are simply and completely smothered. This is but one of the many physical laws that must be learned if one is to become a successful dowser. The purpose of this article is to look at some of the properties of dowsing energy.

Throughout history the energy detected by dowsers has been known by many different names. Baron von Reichliach called it the "Odic Force." In the ancient Hindu it was "Prana." Dr. Wilhelm Reich named it "Orgone Energy." Each researcher had his own name for it, but it is all the same energy. Every type of energy known from electricity to radioactive radiations is subject to certain laws and dowsing energy is no exception. This is where a great deal of research is being done around the world. Researchers are trying to learn exactly what properties this dowsing energy has

what things control it, block it and conduct it. This is the information that is needed before dowsing can be fully accepted by the orthodox scientific establishment.

Successful dowsing results from an understanding of how to use your mind to concentrate on a single thought (program your mind) AND a thorough knowledge of the irrevocable laws that govern the radiations we detect with the dowsing instrument. Lack of ability or knowledge in either one of these areas can stop a dowser from progressing to his highest degree of skill.

The major problem in learning about these properties is that this dowsing energy is not detectable by any standard scientific techniques. Some men have been able to detect this radiation with techniques other than dowsing, but their methods were never purely acceptable to the other scientists. An example is Alexander Guerwitsch, a Russian, who found that invisible radiations emitted by oysters were capable of affecting the growth of yeasts as well as other organisms. Although his work and results were scientific and repeatable, they were not accepted by his fellow scientists.

Another example is Dr. Blondlot of France. He discovered what he called "N Rays." This invisible energy could be viewed through a special piece of equipment which he invented. For a while his work was viewed with int-

erest, but then it was all called a fraud. Now modern researchers are beginning to take a second look at the valuable work Blondlot did. But what concerns us is these radiations in relationship to dowsing.

There are a number of kinds of rays that surround both the dowser and the object he is searching for. These must be taken into account whenever dowsing. These rays have some of the properties similar to other forms of energy such as electricity and light but also have properties peculiar to themselves.

Dowsing energy can, for example, be conducted along a wire or string. It can be reflected by mirrors and the radiations are refracted in a similar way to that of the visible light spectrum. On the other hand they possess many peculiar properties such as that of corners or images which will be discussed in a later article. Let's take a look at the individual types of rays and see exactly what effect each one has on our dowsing.

There are several waves which make up the rays and energies used and detected in dowsing. Most of the work in this field has been done by the numerous French dowsers. Although there are numerous specific types of waves we will but mention the most important ones here. These waves can be divided into four major categories: the specific waves of magnetism, the specific waves of electricity, the electromagnetic waves (a combination of the specific waves of

magnetism and the specific waves of electricity and the radioactive waves. These different types of waves form the carriers of radiation from an object back to the dowser. When a pendulum is adjusted either mentally or physically to any one of these waves, they can be easily detected around all objects. Each of the different colors, for instance, can be divided as to their having the specific waves of either magnetism or electricity. Colors are also accompanied by waves of radioactivity. It is the fact that these waves accompany each color that allows them to block the radiations of elements (such as the color red blocking the radiations of gold).

These waves and their specific properties are especially important in dealing with images and the phenomena of remanence. These require a special article in themselves. Our purpose in mentioning these waves here is to make you aware of their existence and to let you know that they are the foundation behind the rays used in dowsing. Any one of these types of waves can be mapped out using a dowsing instrument. In doing this be sure you are concentrating on the type of wave you are working with.

One of the most important rays is the mental ray. The mental ray was discovered and so named by Abbe Mermet. It is a constant link between the dowser and the object he is looking for. It goes directly from the object to the brain of the dowser. It is the mental ray that allows us to prospect from a map. Everything is constantly giving off radiations in all directions; our brain acts in a manner similar to a radio. We simply receive these radiations coming in to us. By concentrating on a single specific thing we are able to differentiate between objects. The information is passed through the nervous system and causes the dowsing instrument to react. If we were able to train our mind so well that we could clear it of all thoughts except what we are looking for, we could overcome the common problem of the dowsing instrument pulling to flour gold when we are looking for treasure. It is, of course, possible to attain this state of concentration but only after much

practice.

The mental ray has several physical properties which can be identified. The mental ray can be both reflected and refracted. It also has a definite polarity that varies with the object you are searching for. It can pass through all substances with the exception that when an object is covered by material of the proper color, its radiations are blocked. We can see this by wrapping a silver coin in red cloth. Using the dowsing instrument it is impossible to detect the radiation of silver coming from that coin. A complete list of colors that block the radiations of various materials can be found in the first issue of UNITED DOWSERS magazine in the article, "Color and Dowsing."

The fundamental ray is well known to many dowsers. Every object has a line of radiation that is constantly emitted in a specific direction. The direction of this fundamental ray never changes. The presence of the fundamental ray can be easily detected with a neutral pendulum. Holding the pendulum over the object, you will first see it begin to circle and then begin a forceful oscillation in a specific direction. This is the direction of the fundamental ray. Its chief value lies in that it allows us another way to help identify unknown objects. It is also valuable in ore analysis. The distance the fundamental ray extends out is in direct proportion to the mass of the object. An interesting fact here is that Delawarr Laboratories in England have photographed this line of radiation using a radionic camera. For the first time we have visual evidence of the energy long detected with dowsing equipment. The fundamental ray is another of the many valuable discoveries of Abbe Mermet. The fundamental ray, like the mental ray, consists of electromagnetic waves.

The third important ray we'll investigate is the witness ray or the ray of union. The ray of union is a ray emitted from one object to another object of the same kind as itself. If we lay two gold coins out on a table, we can with a dowsing instrument locate a distinct line of radiation between them. This is the principle behind using a witness or bait with your dowsing instru-

ment. The range of the witness ray or ray of union is limited and depends on the mass of the two objects involved.

Many European dowsers use the principle of the ray of union to find hidden objects. Let us say we are trying to locate a gold coin hidden somewhere in our living room. By placing another gold coin on a table, we can trace the ray of union, and this indicates the direction of the other coin. By moving the coin to another position and again locating the direction of the ray of union, we know that where these two lines intersect is where the gold coin lies hidden.

The waves behind the ray of union are very interesting in that both the specific waves of magnetism and the specific waves of electricity are involved. Between any two objects along the line of the ray of union is a neutral point. The position of this neutral point is in direct relation to the mass of the objects involved. If the two objects are of equal mass, then this neutral point is exactly halfway between them. If one object is larger than the other, then the neutral point moves accordingly. Between one object and the neutral point, the polarity is positive along the ray of union. Between the other object and the neutral point, the polarity is negative.

As mentioned earlier, along the line of the ray of union the specific waves of magnetism can also be detected. This can be accomplished easily with a dowsing instrument properly adjusted to magnetism. When the specific waves of electricity are blocked, the specific waves of magnetism remain detectable. This indicates that the ray of union is not composed of electromagnetic waves but rather the specific waves of magnetism and the specific waves of electricity separately. The specific waves of magnetism also have opposite polarity on each side of the neutral point. These are opposite to the polarity of the specific waves of electricity.

Probably the least understood and yet one of the most important rays to the treasure hunter is the solar ray and its corresponding reflection ray. The solar ray is a ray that comes down

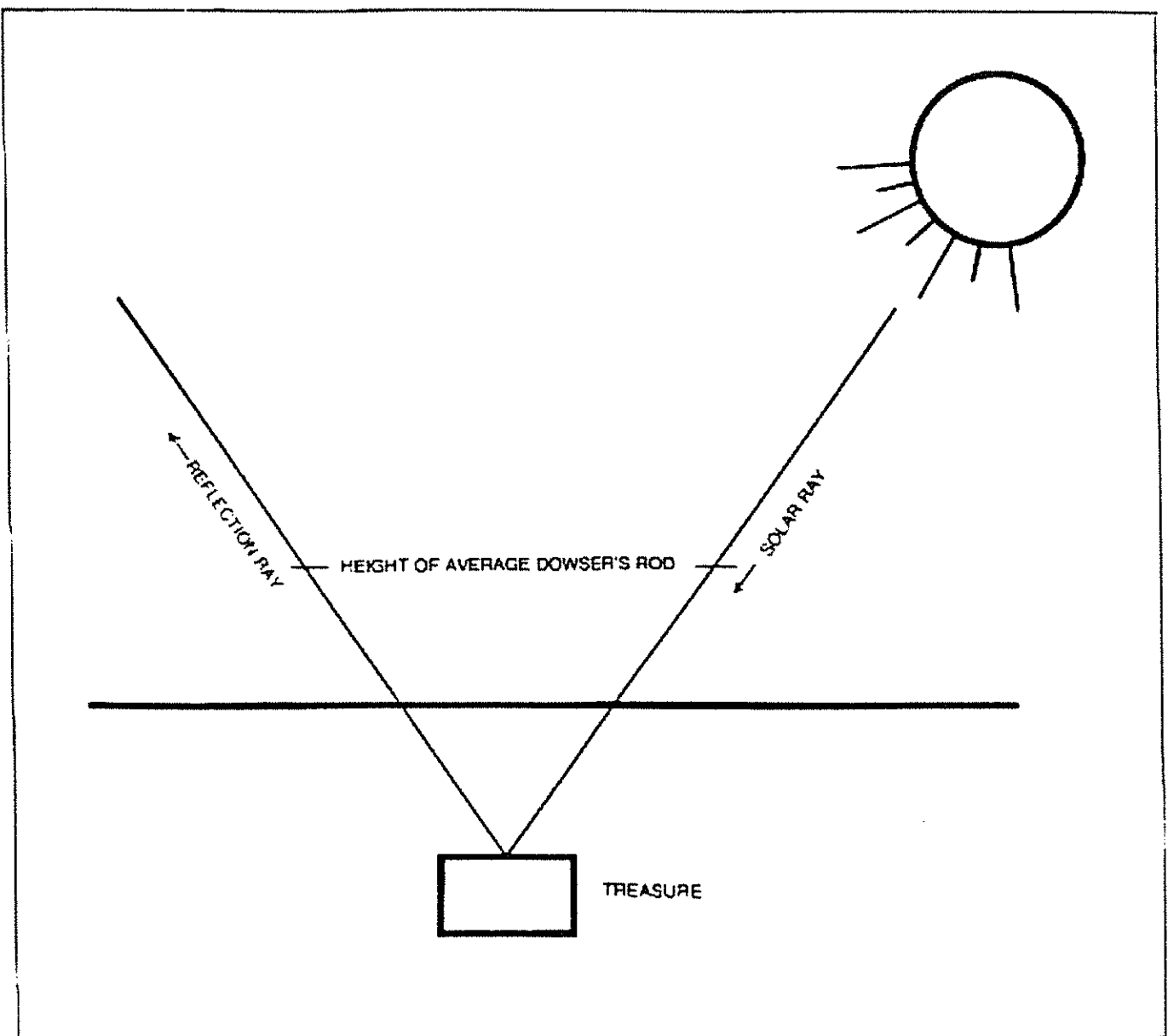
from the sun to an object. As the solar ray hits the object, say a box of gold coins, its radiations mix with those of the gold coins. This causes the dowsing rod to lock to the solar ray. The solar ray can easily penetrate through rock, wood or dirt.

When the solar ray hits an object, it is reflected off in the opposite direction as if it were hitting a mirror. This is called the reflection ray. Like the

solar ray it also picks up the radiations of the buried object and causes the dowsing rod to lock to it. Many amateur treasure hunters have dug empty holes because they did not understand these two rays. The reflection ray is reflected off the object at exactly the same angle as the solar ray hitting the object. If the dowser locates both the solar and the reflection rays by digging exactly halfway be-

tween them, he will find the object he is looking for, providing he is on level ground. A knowledgeable dowser can estimate the depth by knowing the location of the solar and reflection rays. Without knowing that these rays exist, you could be digging an empty hole a mere two feet from your target and not even know it.

It would be a good idea to practice locating the solar and reflection rays



at home before going to the field for any serious treasure hunting. To try this simply throw a tin can out in your backyard. Using your dowsing rod sweep across the area. You will get a lock on each side of the can as shown in the accompanying illustration. Now move so that your shadow falls on the can and again sweep your rod. The rod should lock pointing directly at the can. If you measure halfway between the points you have just dowsed along the shadow line, you will be directly over the can. This is the same method used in the field to locate treasures. The dowser must align himself between the sun and the location of his cache and mark out the "shadow line." Then moving to a position 90 degrees from where he was standing he picks up the solar and reflection rays. Measuring halfway between them along the shadow line will put him directly above the cache. Practice at home will save much wasted time when you get to the field.

At noon the solar and reflection rays rise almost directly above the object. At night there is no problem with the solar and reflection rays as a single vertical ray rises straight up from an object. This is the reason some dowsers prefer to treasure-hunt at night because they don't have to contend with the solar and reflection rays. But if the dowser understands and takes into consideration the solar and reflection rays, they are no problem whatsoever. A thorough understanding of the solar and reflection rays is one of the keys to successful treasure hunting.

Another type of ray is the vertical ray. These radiations are emitted straight up. Henry de France, while experimenting aboard an airplane, was able to detect vertical rays up to a height of 2,733 yards emanating from streams. It is this vertical ray we are able to detect at night in the absence of the solar and reflection rays. According to Abbe Mermet this vertical column of radiation remains present as long as there are no disturbances in the atmosphere. In cases of atmospheric disturbance this column dissipates to form magnetic images. The absence of this vertical column is a

sign of magnetic disturbances in the atmosphere.

There are seven rays which run parallel to a stream of water. The outermost and strongest are known as the great parallel rays. These rays will be found to be emanating upward on either side of a stream of water at exactly 45-degree angles. The fact that the two great parallel rays form an equilateral triangle is the basis of the "Bishop's rule."

The Bishop's rule is a mathematical method of determining the depth of an underground stream by dowsing. To use this technique locate the sides of the stream by concentrating on them. Mark the sides and locate the great parallel ray on either side by dowsing, again concentrating on what you want to locate. Measure the distance from the sides of the stream to the great parallel ray. That distance is the same as from the top of the ground down to the stream itself.

These great parallel rays are formed as gamma rays approach the earth. If they approach the earth at other than a 45-degree angle, they are deflected and absorbed into the ground by the earth's magnetism and gravity. Those passing at 45-degree angles continue through until they hit something such as an underground stream where they are reflected back out. When these gamma rays enter the ground, they are not polarized; but as they go back out after hitting an underground stream, they are polarized.

The particular ray is a ray that is emitted by a point or the edge of an object. This ray is often confused with the fundamental ray, but they are not the same. The fundamental ray of silver, for instance, is emitted at 90 degrees from magnetic north; on the other hand the particular ray of silver is emitted at 75 degrees and at an upward angle of 35 degrees.

The waves involved in the particular waves are very penetrating and so far nothing has been found to block them except cellophane. The strength of the particular ray is in direct proportion to the magnetism of the object emitting it. In an alloy of several

metals will be found as many particular rays as there are distinct substances. The main differentiating factor between the particular ray and the fundamental ray is that the fundamental ray is always emitted on a horizontal ground plane while the particular ray of a body is usually emitted upwards at an angle.

So far we have only looked at the rays coming from the objects we are searching for. We are now going to take a look at some of our own body rays that play an important part in dowsing. The first of these is the antenna ray.

The antenna ray is emitted by the fingers of your hand. These rays are emitted in the direction the finger is pointing and are capable of bringing back the radiations of an object. In order to understand this better, it is recommended that you try this little experiment. Lay an object such as a coin out on the table in front of you. Now hold the pendulum or rod in your right hand (if you are right-handed) and concentrate on the coin. Point the index finger of your left hand directly at the coin. When the finger is pointing directly at the coin, the pendulum will gyrate or the rod will lock. As soon as the finger is moved so that it is no longer pointing directly at the coin, the pendulum will stop gyrating and the rod will refuse to lock. Whenever the finger is pointed directly at the object you are looking for, the dowsing instrument will react positively.

It is the antenna ray which is used in medical dowsing to discern the organs that are diseased. This is done by holding the pendulum or rod in one hand while pointing at the various areas of the patient's body with the index finger of the free hand. This is the most elementary technique in medical radiesthesia but has been found very effective and is quite easy to learn.

The second major ray emitted by the dowser himself is the capital ray. The capital ray is produced by the meeting of the rays from an object and the nervous rays coming from the dowser's eyes. This is why it is a good idea to look at the object you are in-

investigating (in ore analysis, for example.) By looking at the object you are picking up additional rays. Some dowzers use the capital ray extensively in their map dowsing. Rather than physically placing their hand on the map or holding the dowsing instrument over the map, they simply look at the various areas of the map holding the dowsing instrument off to the side. The capital ray is focused on the same area the eyes are focused on. You can repeat the same experiment used in demonstrating the antenna ray to prove the existence of the capital ray; only instead of pointing your finger at the object, simply focus your eyes on the object.

The capital ray is connected with the same penetrating waves as the particular ray of an object. The power of these rays can be seen in an experiment suggested by Dr. Henry Tomlinson, M.D., of England. His instructions follow:

"The effect of the eyes on clouds can be seen in that the capital ray can cause a suitable cloud to vanish in a few minutes. A day should be chosen when there are a number of little patches of fleecy clouds crissing the sky. The best clouds are the thin and wispy, but still def-

inite clouds. The operator should gaze intently at the cloud. Very soon changes will be seen by the operator and anybody watching. Very often a design occurs in the cloud so that a face appears, often of an animal. If this is seen, it is a sure sign the cloud will disappear. Next follows a thinning of the cloud's texture which progresses until only a number of denser white spots are left visible. This, in many cases, appears to be agitated by a curious motion. Then they too fade and there is nothing to be seen where a few minutes earlier, a cloud was visible."


Dr. Tomlinson states that this experiment never fails as long as a suitable cloud is used. It can even be done through windows and from cars that are moving.

The final ray we are going to talk about is the personal ray. Everybody emits a special radiation which is personal and characteristic of the individual. The personal ray for men has a positive polarity and for women the polarity is negative. It is this personal ray that allows map dowzers to follow

a person's movements anywhere in the world. It also allows us to determine the same things through a witness as if the person being tested were physically present. Whatever a person touches or comes in contact with, he leaves his radiations there and these can be easily detected with dowsing.

We have looked at the major rays affecting the dowser both coming from the object searched for and the dowser himself. The properties described here are but the most important ones. There are many others, the discussion of which entails too much to be presented here. The secrets behind dowsing are more and more being revealed. The day is not far when dowsing and the energies behind it will become accepted and used as commonly as light and electricity are today.

The secret of successful dowsing is twofold. First, the dowser must be able to concentrate on what he is searching for. And second, the dowser must have a knowledge and understanding of the laws that govern dowsing. The first has to be developed through personal practice. The second is part of what we are trying to present through UNITED DOWSERS magazine. Our goal is to give you the information you need to become a successful dowser.





# Dowsing Seaward

By Ray Miller

My dowsing story started early in life. I was around 11 years old when an uncle from my father's side of the family used a willow stick to show my father where the best spot to dig for water was, and how deep. This bit of knowledge cost countless hours of my life after school and weekends helping to dig a 6 x 6-foot hole, 45 feet deep. Just as if he really knew what he was doing, there at 45 feet was more water than we could ever use. But most important was that I was an eye witness to the ability of dowsing. It ignited an eternal flame which will never go out.

The next time my attention was brought to dowsing was when I got my discharge from the service and moved from Oregon to Florida. The

Florida keys where I lived had more treasure hunters per square mile than anywhere else in the world. I believe the next chain of events was inevitable. I worked on construction with a man who talked so obsessively that no one else would work with him. His ability to talk on every subject you could think of, and know everything there was about it, was uncanny.

One day my life made a drastic left turn. The sun was beating down about 110 degrees in the shade; and no shade! We were roofing a house which isn't child's play when he said, "Treasure hunting," magic words that make everyone stop and listen, and I being no exception, asked, "What do you know about treasure hunting?" The look on my face must have told

him that at last he had found the proper bait to catch this fish. Anything to keep someone listening. Like a good fisherman, he was going to give me enough line to get the hook in, then reel me in at his own speed. "Well, why don't you come on over to the house tonight and I'll show you some things." Like a hooked fish when he feels the line tighten and tries to free himself by running, I told him I had lots of things to do that night when I got home. I was interested. "What kind of things are you talking about?" He replied, "I'll show you my metal detector and also some things I've found. Once I found a jar full of silver dollars. I still have them." Hook set, I couldn't get away even if I had wanted to. DESTINY!! Interested by now,

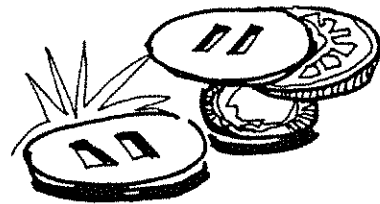
enough to postpone everything. I'd eat first then get away. Hooked and landed, the fish lies helpless on the ground flopping and trying to return to the world he knows best, for his life depends on it. So were my thoughts and feelings flopping and turning. From this day on, I could no longer turn back and be the same Raymond Paul of yesterday.

At his home that night, I saw all sorts of things from iron spikes to silver coins. Looking at all these things, I wondered why he had kept them. Broken pottery and what-nots, you name it, and he had it, or at least part of it. He would casually pick up a piece of junk and begin telling a story that kept you so spellbound that when he finished, you wished you had been the lucky guy who found the piece. And if in fact it were yours, it would be enshrined in a glass case. I knew that all this talk had to be going somewhere, and it did; directly to the pocketbook like an arrow from Cupid's bow. "Now," he said, "you will want to get in on this treasure hunting business and you will need a good metal detector. The one I sell is \$390, fully transistorized with minimal problems." As the conversation went on about laws and good leads, the \$390 rang loud. I'd have to see about this. After all I didn't even have a good treasure lead yet. As if he was reading my mind, he said, "Have I got just the story for you. Now you write the library in Roanoke, Virginia, about the Beale Papers. Now that's a treasure." Millions of dollars. I'd never heard of such vast sums of money being spoken of so loosely, except maybe the way the government talks about taxes and foreign aid. I could see my escape route was narrowing, so I drew my ace in the hole, telling him I'd have to discuss it with my wife. Instantly he retreated. My sigh of relief must have told him he really had me sweating. I warned him that all talk of metal detectors was to be called off until I got the Beale Papers and until I'd had a chance to check out all other units and methods. Three weeks and \$20 later, I got my first chance at the Beale treasure lead. What a story. Here was a code to baffle the mind, leading the lucky one who could decipher it to a

vast fortune. I had worked day and night on the code for six months with a certain amount of success. I'd heard of others working on it for years.

Three friends went with me on one of my many trips to Virginia, by first name, Jim, Eric and Dick. The purpose was to check out a mine I had previously located about four miles from Bufords. We planned to give it the onceover, twice. On this particular trip, Eric was to have his first experience at dowsing. We had sat around the campfire for some time one evening talking about the millions that tomorrow might bring us and what we were going to do with our share. How the conversation got around to dowsing I am not sure. They all questioned its ability to work, even after my telling them my story. Eric wanted to try it out. I promised that the next morning I would show him what little I knew. First thing the following morning Eric was up making coffee on the open fire. I cut a branch from a nearby tree, the best I could find, and after three or four minutes' instruction, Eric was headed for the cave. His theory was that if it will find water, it might find treasure. Now this was stretching my theories a little, but I wasn't going to stop him. As Lady Luck would have it, the cave was mostly full of water, and like a couple of thieves in the night, we crept across this dimly lit cave to the water's edge. As we got over the water, Eric let out this bloodcurdling scream that must have scared Beale's ghost in the next world. "Do you see it? Right there." Now having spent the night discussing all sorts of mysteries, I was ready to think anything. He must be seeing through the wall or the floor. "I just know it's the treasure," he was screaming. I squinted to see which way he was looking, for if he was seeing the treasure, I wanted to see it, too. "The stick," he said, "it's bent clear down. Look, further down yet!" Still a bit shaken from the scream and the bizarre scene of Eric jumping up and down, I asked him to pull himself together. He had just scared me out of ten years' growth, and if there was any wild life around for ten miles, I would have been very surprised. Now

the doubtful two, Jim and Dick, were ready to try their luck. And each time they did, it worked! Believers??? One thing for sure, the next time someone mentions dowsing, Jim and Dick will certainly have a story to tell. The rest of the story and experiences, including those good friendships that were struck up over the Beale treasure are another story which would take a lifetime to tell.



Ultimately I was to become a confirmed dowser because of the experience just detailed. But this came after many failures with metal detectors and with magnetometers, highly sensitive electronic units designed to find iron. And, I might add, they do a good job of it. However, \$5,000 to \$30,000 just to find iron seems a little high. \$295 to find gold or silver, or whatever, seems a much better investment. So I purchased my first dowsing unit from a firm in Tampa, Florida. But little did I know that without a good teacher around, the experience of dowsing becomes something like a first grader taking an astronaut's place going to the moon. With my box from Tampa came a Spanish dip needle and a drawing showing a countryside with triangle lines ending up at a spot meaning treasure. It doesn't work that way. There's much more. So my lifelong friend, Lester, and I found out that there are the sun, the weather, refraction rays, types of rays, types of rods, how you feel, and a few other things to consider. I must admit that our failures were many because we had no one to turn to for help. But the magic of this invisible force kept us going. A little success here, a little success there, and by the time a book written by Sam Wolfe, "DOWSING FOR MINERALS AND TREASURES," came into my hands, we had formed a method of our own. Some right ways, and a lot of wrong ways. However, the book brought lots of things to light. I think when you start dowsing,

you are always looking for help and this puts you in a vulnerable position. I've met a lot of people who claimed to know everything about dowsing, but when you get down to talking turkey, they don't know which way is up. After I made a couple of calls to Sam, success began to increase tremendously. As a friend once said, the proof of the pudding is in the taste. Lester made it a point to attend Sam's dowsing class; in fact, the last time he came to visit, you would have thought he had been dowsing all his life. Every time I would have a problem, he would say, "In class we did such and such." When I tried it out, it would work perfectly.

Living in Florida and loving the sport of diving, I took to the sea. I pooled my resources, bought a 27-foot salvage boat that had to be saved, the poor soul. It was in need of a lot of work. The days turned into months. Like a horse chewing on a bit, I thought the time would never come when I would be ready for underwater salvaging. Putting together the equipment took up much more time. You just can't go to the store and buy the items you need. Many, if not all, have to be put together and built through a time-consuming process of trial and error. For example, a mail box. This is a device that you place over the prop to deflect the prop wash toward the ocean floor, sweeping sand and debris away, exposing the treasure and artifacts. Other tools of the trade consist of air lifts and water dredges—underwater vacuums that uncover artifacts—and hooka rigs, units which force the air through a small hose to a diver below so he can breathe; and, of course, regular scuba equipment. This is where my esteemed partner, Dan Duncan, is an invaluable asset to our endeavors and future projects. I know that most of the tools we use today were obtained through his determination and labor; otherwise it would have cost me more time and money than I care to think about.

To locate a lost ship I took sea charts of the areas I was interested in. From fixed points on shore I took dowsing readings matched to compass

bearings. At home each evening I placed the compass bearings on the proper sea charts; soon a picture began to emerge. On my charts gathered small clusters from one to seven miles to sea. Some I knew to be shipwrecks and others had to be confirmed. Being an avid diver, this would be a pleasure. I loved spending those warm summer days descending to the bottom, swimming along the ocean floor watching the fish swim helter skelter before me, the sea fans waving slowly in the current, showing their colors—pink, gold, browns, purples—all the while keeping my trained eyes ever alert for the simplest clue to a lost ship. Sometimes all you may find are grass and sand or large piles of ballast rock. Cannons, anchors and many other items are to be seen, all this while up above me the busy world goes on without me. Yes, truly a pleasure.

The first area I decided to check on the chart was about one and a half miles off shore. A buddy of mine ran his boat as I used the dowsing rods. We came upon the area which showed on my charts that there was a good focus of lines; the hits seemed to be everywhere as we went to their upcurrent side. The bottom was about 20 feet deep and the water clear; the current carried us back over the area, and there below us was a ballast pile with three cannons. I was so excited I must have acted a little like Eric in the cave. The next thing I remember was my buddy asking me to calm down. After research we believe that this was one of the 19 ships lost by the Spanish in 1733. I know several state leases have been issued in the same area to find a shipwreck of 1733. Even magnetometers have been used without success, the reason being that there was an underwater cable running over the ballast pile, making all mags go crazy but not the dowsing rod and a little patience. My total time at sea was 20 minutes. Not bad for my first big discovery.

Between getting the boat and the equipment ready, the extra time was spent in practicing with different types of dowsing units. I can honestly say that the finest on the market to date is LOBO'S map and field rod. Its

sensitivity is so superb that I have gone over areas I worked before with other dowsing rods and I have had very good success. It has such a light touch you can feel even the lightest of rays which I find usually goes with gold. Most of my practice took place in known shipwreck areas. Dowsing at sea can present some odd problems; what a trick it can be in heavy seas trying to balance the rod! I had to learn some tricks to keep everything on an even keel, most of which are better explained by showing, so I won't attempt it here in this article. But the main point is to lay out buoys at the center of the hits wherever it shows on the surface. One thing we found was over the water, there is a ray which comes almost straight up. One of the main things to remember is to lay out the whole area with buoys correlating with each hit. Use colored buoys to match the type of hit and watch for a pattern. After you are sure which way the ship traveled across the reef to its final resting place, you record this information. It's very important because some of the best treasures have been found on the path of the shipwrecks. These spill areas of ancient shipwrecks could not be found by earlier salvagers. They would be impossible to find without some method of detection such as dowsing. This makes prime pickings for the finders.

As time went on, both boat and equipment were ready for sea. From the beginning I knew that the day would come when all things would go perfectly. I had practiced too much for it not to. I was headed for the Keys to meet my old friend and diving partner for the day, Arnie. There was a small drizzle when the sun came up that day making a beautiful rainbow over the highway ahead. Thinking that morning, "This is it, today is the day I am going to find some really good stuff. I feel it in my bones." When I arrived all was ready as we set out that morning. We had decided on working a shipwreck that had split apart and broken to pieces leaving a great share of its cargo all over the ocean floor for the better part of two miles, just waiting to be picked up. That being my mission would also be



a pleasure. We neared the area called Collins Patch. I chose to check for silyer. That was the main payload of this ship. We circled the area many times so I could get the total picture. Picking the best hit, we dropped the buoy, swinging toward the sun to sweeping back over the area and double-checking how close the buoy was to the hit, it seemed to be about two feet off to the east side. Anchoring the boat, we started the hooka and the air lift. Arnie went overboard first. After he had been down for about five minutes, the hooka quit, forcing him to the surface. I had already donned a scuba tank. On the bottom I could see the buoy weight set on the edge of a large sand hole. This meant easy and fast digging. Cutting a trench about three feet deep and about five feet from the buoy, after going two or three feet, the sand began to turn grey, then black. Lifting the lift tube away from the bottom so as not to lose anything, there it was, a Spanish 8 reale. Excitedly, I cut the trench another six feet, finding two more coins, but believing the hit was much bigger than two or three coins spread over a large area. Then, I backed down the trench and began to cut toward the buoy. Less than three feet from the buoy line the sand began again to turn grey, then black. Yes, it was really happening to me. The coins came from everywhere. I stuffed my pockets and swam for the boat. As I broke the surface, my friend stood on the diving deck. "How are you doing?" he called. "Find anything?" I had picked a piece of iron just for the occasion from the air lift fallout, and I tossed it on board. He stood there looking at this piece of nothing with great disappointment, but not wanting to hurt my feelings, he said, "Ray, I don't think this is anything at all." Then I tossed a 'piece of eight' on board. His eyes brightened. "Now you've done it. You've found your first 'piece of eight.'"

"Arnie, that's not all." I slowly came the rest of the way out of the water and crossed the diving deck. You could have heard a pin drop. "Arnie, look." I unloaded my pockets. "There's more." I don't really believe he heard me for when I turned

around, he was heading to the bottom to dig where I left off. I waited patiently, pacing the deck when he broke surface. That grin said it all. "Here, take these, I'm going back down," was his only comment. When we finished that day, we had a nice pile of coins, cannon balls, pottery and artifacts of varying sorts.

Arnie always says, "Show me, then

I'll believe." So in the light of this success, I said, "How's that for dowsing?" The answer was a golden silence.

Since that time I've gained much more knowledge and experience that I would love to write about. All this conversation has to be leading somewhere. It does. Seaward!

## Dowsing Crimes and Criminals

By "Lobo"

How many unsolved crimes would you estimate there are on the books right now in your own state? How many go unsolved year after year because there aren't any good clues, there isn't enough help, "We don't know where to start," and a host of other reasons for allowing criminals to go unpunished? Would an estimate of a hundred be close, a thousand or maybe several thousand? Now multiply that number times 50 and you might be somewhere near a good wild guess about current situations.

If every state was forced to publish its unsolved crimes annually, the number would be astounding. Why do people get away with crime so easily? We pay taxes for police protection and get results similar to the education our money buys for our children. To put it bluntly, it stinks for both systems!

When a child spends twelve years in public schools, he should learn enough to read an ordinary newspaper, and when the schools turn out pupils who are allowed to pass without learning, this is a crime. But we are mostly concerned with acts of violence in this article, so let's take a look to see whether dowsing could be useful in the law enforcement agencies.

A miner in Truth or Consequences, New Mexico, named Atlas had \$25,000 worth of mining equipment stolen from one of his mines. There were no clues, no witnesses and the sheriff was up a tree. Atlas had more interest in this case than the sheriff

because it was a loss he couldn't afford. To the sheriff it was just another crime that might be solved, or maybe it would wind up as another case the books are eventually closed on and marked "unsolved."

Atlas confronted my wife and me, asking if we could locate his stolen property. We were in a restaurant having coffee, so I asked him to draw a sketch of the location the equipment had been taken from. Within a few minutes we told him where one part of the equipment was, then located another not far away. He knew both locations as being other mines and contacted the sheriff. Atlas reported to us later that two officers had visited both sites but came back without finding the stolen property.

Atlas went to the places indicated on his sketch and found part of his equipment in both locations. This time he accompanied the officers to the site and identified his stolen property. Arrests were made and a ring of robbery broken up but only because the owner persisted. Without the necessary action on his part this could have been another unsolved crime.

In the same little town a boat was stolen from a water resort nearby. An officer from the same office asked if we could help locate it. We picked up the radiation, following it north to Albuquerque, then west to Seligman, Arizona.

It had been left in the back of a van that headed north on Interstate 25, then turned west on Interstate 40 to

Seligman, where it had been hidden inside a garage. The engine had been changed to another brand and the boat painted a different color. We gave the officer ample information to make the location and he followed through—three months later.

Yes, people had seen the van carrying the boat described, but too much time had elapsed to find it in the garage. It was gone. We even described the thieves, gave a description of where they worked as well as the people themselves. The officer said he knew exactly who they were; however, since no boat was found, they could not prove these people had been involved. Procrastination like that makes me want to puke!

This same officer asked me to help on a murder case that took the life of one of his friends. As usual, there were no clues and the law was up that same old famous creek with a broken paddle. So once again we provided detailed information that should have put the murderers behind bars for a long time. Once again they had no PROOF, so the killers have never been apprehended. Without proof what good is the information? Dowzers may furnish information right down to the last iota and the law breaker goes free just the same. If the evidence cannot be proven in court, it has been wasted time trying to help solve a crime.

How does one go about dowsing when a murder has been committed?

Is there a way to determine what happened when every attempt to turn up a valid clue fails? How would the dowser tackle it?

A Florida couple contacted me to determine what had happened when their daughter was murdered. The house had been burned and, of course, very little was left to work from, so the detectives were where they are so many times—up that old creek.

We were sent a map and aerial photograph and the name of the dead girl. The parents also sent the court records, but I didn't read them for fear of their making impressions on my mind and dowzers must avoid this. The aerial photograph was laid on a table and the house site marked. From this I began asking myself various questions and sweeping the rod for answers.

The information resulted in a pattern that I pieced together involving a dope peddler who tried to make headway with the young woman. She had repeatedly turned him down. Eventually he succeeded in drugging her and having his own way.

After being successful once, he thought the next time would be easier. The girl tried to protect herself and was shot to death. Then her body was taken to a body of water and dumped. In order to cover any evidence that might connect the murderer to the crime, he went back and fired the house.

Three people were suspected of the crime, one of whom accused one of the other two. At the trial he was turned loose for lack of evidence. But the guilty party wasn't the one being tried; he was the one who had accused his friend, knowing the friend had a perfect alibi.

How was it possible to make these determinations? Each question was asked, along with a hundred others, and the rod locked for an affirmative answer, or it would pass for a negative answer. Information such as this is available to anyone who learns to use a dowsing instrument. It isn't restricted to a special few since almost anyone can learn who has enough determination. The faint of heart should choose another line of work because dowsing requires more practice than the everyday Joe is willing to expend.

I was contacted by the law to help locate two brothers in Alabama, who had been murdered over twenty years ago. I had never heard of the case but requested a map and aerial photo of the Birmingham area since that was the suspected location of the crime and their bodies. All I knew about the boys was that their last name was Dye.

The aerial photo was placed on a card table with extensions of ten inches on each leg. The extensions make map dowsing easier because it allows the free hand to be placed flat on the map while making precise locations. I backed off approximately three feet from a corner of the photo and concentrating on where the bodies of the Dye brothers were, began sweeping the picture.

The rod locked at a location on the south side of a bridge where the freeway crosses a railroad. It seemed like an unlikely spot for a car and the bodies of the boys to be; however, I had no previous knowledge of a freeway being built at that location when the boys were murdered. All I could do was mark the location as I found it on the photo, regardless of how silly it seemed.

I marked the direction to indicate the front end of the car, located a 38 Special that had been the murder weapon inside with the bodies and gave the depth.



The Navy was called in to check the location with a huge magnetometer. The operator pinpointed the same location I had made and added that the mass of metal weighs approximately 3,500 pounds. They couldn't say whether it was an automobile or not but everything indicated it might be.

A drilling rig was brought in and five holes drilled. Pieces of metal were brought up with green paint that the lab reported to be from a car of that vintage which was a 1947 Ford.

There was a delay in excavating that was put off several times. Someone didn't want this automobile brought to the surface, and the law officer made that very clear. In fact, his life had been threatened on three different occasions. Finally the Navy was asked to come back and recheck the site. This time the report was that the first mass of metal was probably a pipeline and it would be too dangerous to excavate. Now they made a location on the NORTH side of the same bridge and plans were made to demolish the freeway. The north side

had been drilled previously every four feet, so whoever it was that didn't want the car found knew it was safe to excavate on that side. Sure enough, they found a whole mass of metal that they already knew was there. The papers carried the story as if everything possible had been done to locate the bodies. The truth was that they refused to work at the site where the boys were and still are.

When I was asked to locate these men, I certainly wasn't aware that someone on the side of law and order might try to suppress efforts to make a recovery of the bodies. Sometimes a dowser can get involved without being aware of it if he locates things that some people prefer to keep hidden. So if you decide to work on the side of law and order, step lightly because you might be tramping on someone's sore toes without knowing it.

My advise to anyone wishing to learn dowsing is to let the law do the job they are being paid for. I plan to stick with locating water, doing a little map dowsing for minerals, an occasional treasure, and concentrating

more on healing diseases. There are so many facets to dowsing one can choose a field to work in. Today I was called and asked to treat a herd of cattle in Texas, that are dying of parasites. Through dowsing I found fluke-worm to be the culprit. The parasites will be killed and most of the cattle saved because dowsing can be applied to almost everything.

Instead of spraying crops with insecticides it is possible to treat the crops by dowsing. A friend of mine treated his strawberry patch on the garlic rate and the bugs vacated immediately. Now who is it that wouldn't agree it's a crime to allow bugs to eat the strawberries when they can be chased away so easily by the dowsing method? There is no difference in the taste of these berries but something happens that the bugs detest. If you plant a garden next spring, protect it from the crawling criminals by concentrating on garlic or onions as you lock in on the crop. We would appreciate hearing from anyone who follows through to be included in the LETTERS section of your magazine.

---

## The Mystery of Radionic Photography

By Mark Fields

We all know about X-ray machines and their ability to photograph the bones inside our bodies, but have you ever heard of a machine which can take a picture of any organ in your body from a single drop of your blood? Yes, it is possible and it has in fact been done through radionic photography.

This ability to take pictures of the internal organs from only a blood spot is one of the most startling developments to come out of radionics. Radionic photography was first accomplished by Dr. Ruth Drown of Hollywood, California, who called the technique Radio-vision. Dr. Drown ex-

perimented with this technique for many years but never made her Radio-Vision equipment available to others, evidently because research in its development had not been completed. In 1939, Dr. Drown was granted patent #515,836 entitled "Method and Means for Obtaining Photographic Images of Living and Other Objects" in Great Britain. This patent describes her radionic camera in detail.

Apparently there were two versions of this Radio-vision equipment used by Dr. Drown. When she first began to experiment with these techniques she simply attached a wire to one of her radionic instruments and attached

the other end to a metal clip into which was inserted the edge of a photographic plate, contained in a dark chamber. A blood sample was put in the instrument and it was tuned to a particular organ. After a few minutes the film was removed and developed in the usual manner. The resulting picture was of the organ tuned to on the radionic instrument. And if that organ was diseased, this fact also showed up in the picture.

It was found that there was a difference in the photographs of the internal soft tissue depending on whether the patient is directly connected to the equipment or a blood sample is used. With direct connection to the

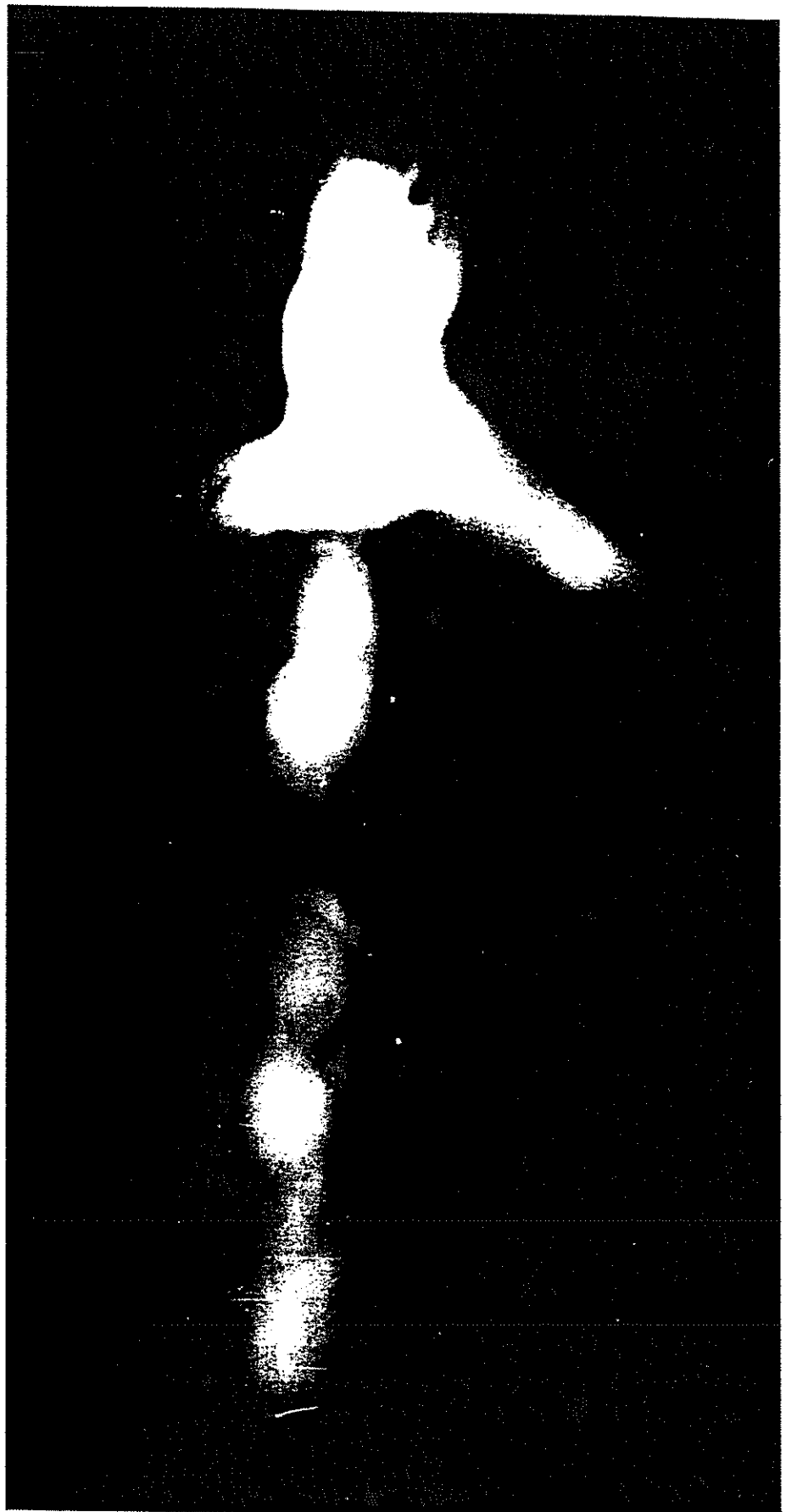
equipment the photographs show the outside of the internal organ to which the controls are tuned. On the other hand, when the patient's blood specimen is used the resulting photograph shows an internal cross section view of the organ.

The second type of equipment she used is described in her patent. Although it is basically the same as the equipment first described, this one has more of the characteristics of a conventional camera but still lacks any kind of lens. Its circuit includes among other additions, a photo-electric cell and a battery. (Drown's standard radionic equipment had no external power source, i.e., electricity.) This equipment gave basically the same but better results than the unit first described.

It has been reported that Drown, in the last years of her life, lost the ability to take these pictures. Although this is not confirmed, it leads many to believe that these photographs were obtained in a manner similar to psychic photography. It has also been reported that Dr. Drown's daughter is carrying on the research into this technique of Radio-vision.

Another radionic researcher who developed a technique of radionic photography was George de la Warr of Oxford, England. His technique and results differed greatly from those of Dr. Ruth Drown. A complete technical description of de la Warr's instrument can be found in his French patent #1,084,318 entitled "Improvements in Research into Fundamental Radiation," granted in 1955.

With de la Warr's apparatus they were able to photograph not only internal organs but the well known fundamental rays coming from various objects. They also found that they could confirm any diagnosis made with this camera. By placing a patient's specimen in the camera and setting the tuning to a specific disease condition such as diabetes and taking a picture, then only if the patient had that disease condition will anything appear on the film. If that condition is not present, the film will be blank; but if that condition is present, a white spot of light is seen on the developed film.



Clinically confirmed condition of tuberculosis of the upper spine. (Courtesy Delawarr Laboratories.)

De la Warr used this camera to confirm diagnosis and to confirm locations made through map dowsing. As with Drown's work he found his results unstable. Only certain people were able to use the camera, and it did not work when certain skeptical people were so much as in the room with the camera. This, of course, caused many problems with scientists trying to investigate this phenomenon and is the main reason behind this visual evidence of radionics not being accepted by the orthodox scientific establishment. But research continues and someday a radionic camera may be developed that will work for everyone, and then orthodox science will have to accept it.

Another man who has successfully produced radionic photographs is Dr. Philip Chancellor, a well known expert on various unorthodox healing techniques including acupuncture and the Bach flower remedies. Dr. Chancellor, who studied radionics with George de la Warr in England, developed his technique after 17 years of work. Dr. Chancellor's technique involves putting a sample of the patient's blood in his radionic instrument in contact with the film. He then concentrates intently on what he wishes to photograph and upon developing the film, there is the picture of that organ. The film he uses is Kodak Contrast Process Ortho film. Other than that not much else is known about the type of equipment used. The film is developed in the normal manner.

Dr. Chancellor's concentrating on what he wishes to photograph may give us a clue to the secret of radionic photography. It has been found how important it is to be able to concentrate properly in regular radionic diagnosis and this is apparently also very important in radionic photography. This may be the reason skeptics affect the process adversely and why the technique does not always work.

Although it is not known exactly how the radionic cameras work, it appears to be related in some way to thoughtography—the ability to produce a picture on photographic plates by just thinking about an object. Probably the most famous person able to do this is Ted Serios who is able to

produce pictures by staring through a small black cylinder which he calls a "gismo" placed over the lens of a camera. Serios has been subjected to numerous and exhaustive tests and no one has been able to prove he is a fraud. As a matter of fact a reward has been offered by Dr. Jule Eisenbud, a Denver psychiatrist, to anyone who can prove Serios uses trickery. Maybe these radionic cameras simply intensify thought energy enough for it to be detected on a photographic plate.

But the fact remains that radionic photography does work and people who are using these cameras are doing important work with them, giving us visual verification of many things we have already learned through dowsing and radionics.

While these photographs made with radionic cameras do not give us any basic information not otherwise

obtainable by the use of a radionic diagnostic instrument, they do provide pictorial detail that is more satisfying than a simple reading of an ulcer or inflammation on the diagnostic instrument. And as the radionics expert, Dr. Mark Gallert, N.D., said of photographs taken with the radionic camera, "The visual verification provided of the tuned electronic tactile findings (radionics) is interesting to the point of fascination."

Someday in the future doctors will use radionic photographs as commonly as they do X-rays today. Not only will the pictures be more informative, but also radionic cameras do not give off harmful radiations as X-ray machines do. More and more we see how radionics will play an increasingly important role in medicine in the future. In the meantime research continues and people who use radionics are being helped by it.

## The Fundamental Ray and Serial Number

By Ann Edmunds

We began our series on the pendulum with some basic exercises to help develop your ability to use a pendulum and to learn to interpret its movements. In this article we will continue our study of the basics of using the pendulum and at the same time learn something about the invisible energy behind dowsing.

For the simple experiments in our last issue all that was needed was a very simple pendulum and the material it was made of was of little importance. But now as we are advancing we need to use a more specialized pendulum known as a neutral pendulum. A neutral pendulum consists of a sphere of wood or glass, etc., that is black in color, on a black string which can be wound up on a small stick which is also black. This is shown in Illustration 1.

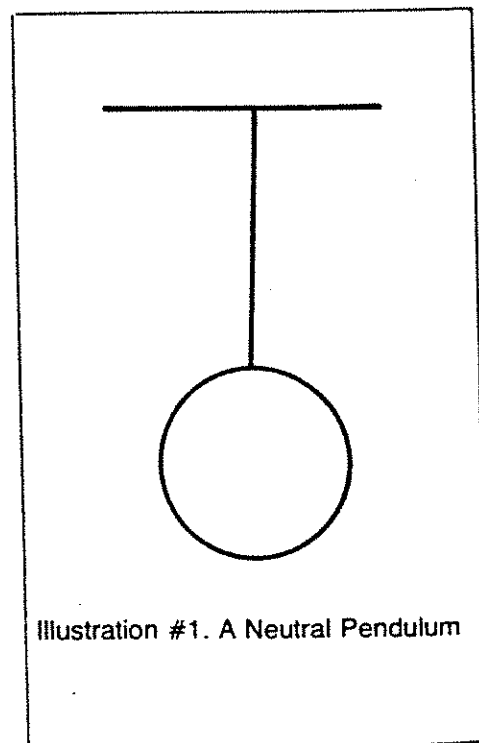


Illustration #1. A Neutral Pendulum

This neutral pendulum can be easily made from a marble painted black and glued to an 8-inch piece of black thread. A small piece (2 inches long) of 1/8-inch dowel can be used to wind the string up. This small stick is optional but some people find it helps in allowing you to slowly lengthen the string as you adjust the pendulum to an object. This pendulum is balanced, having a neutral color and an equal polarity. The neutral pendulum has long been a standard in dowsing research and can be used in all exercises involving the pendulum unless specifically stated otherwise.

Before we go on, it would be good to review the basic movements of the pendulum. There are clockwise and counterclockwise circles and back and forth oscillation. And there are three answers, so to speak, which we can obtain. These are positive, negative and neutral. If you followed the exercises in the previous article, you have already determined which is which for you and have had some practice in using your pendulum.

We have also learned about witnesses, both mental and physical, as well as how to adjust your pendulum to any substance. Adjusting the pendulum properly is very important in the upcoming experiments. This is why you should practice these exercises so you have a foundation on which to build. If you have not become fairly proficient in adjusting the pendulum, practice it before going on.

We are now ready for something new. A lot of pendulum work revolves around the fundamental ray and the serial number of an object. This is what we are going to investigate now. Chart #1 gives the fundamental ray direction and the serial number of many common objects and will be referred to throughout this article. It is based on the careful researches of Abbe Mermet, the famous pendulum dowser.

The serial number can be a great help in the identification of unknown objects and in the evaluation of ore. It, along with the fundamental ray, offers much area for research into the invisible energy behind the phenomena of dowsing. Now let's see how to find the serial number of an object.


Place a sample of the object you want to investigate on a sheet of plain white paper and carefully adjust the pendulum over it. Take your time and make sure the pendulum is swinging in a perfectly round circle. After the pendulum is properly adjusted, hold it away from the sample for a minute and then bring it back over the sample. As soon as the pendulum resumes its perfectly round circular motion, count the number of times it circles before it begins to swing back and forth. This is the serial number. Remember to count only the circles that are perfectly round. The pendulum may circle either clockwise or counterclockwise, depending on the polarity of the object being checked.

The serial number always remains constant as long as the same type of pendulum is used. If at first you don't get the same serial number as listed in the chart, make sure you are holding the pendulum steady and the pen-

dulum is properly adjusted. With a little practice you will have no problems. There are many techniques of determining the serial number. This one is by far the simplest and requires no extra equipment.

The serial number can be found for anything including such things as colors and all types of radiation using the same technique described above. Practice determining the serial number over various substances. As you become more experienced using the pendulum, accuracy will become much easier.

Recent research has cleared up much of the mystery of the serial number. It has been discovered that around all objects, both living and non-living, there are rings of radiation as shown in Illustration 2. The number of times the pendulum circles when indicating the serial number has been found to correspond with the number of rings around that object.



Remember how, after the serial number was indicated the pendulum began to swing back and forth vigorously? If you practiced determining the serial number on two or more objects, you would have seen the direction that the pendulum started swinging was different for different objects. The direction the pendulum was swinging indicated the direction of the fundamental ray. Some sensitive people are able to feel this line of radiation with their hands. The sensation is usually described as a cool feeling.

Just as different objects have different serial numbers, so do they have different directions of the fundamental ray. As the term, fundamental, indicates, it is the main type of radiation. Everything emits on a horizontal plane, a radiation in a specific direction. This is what we call the fundamental ray. Many dowzers believe that it is connected to the magnetic polarity of the earth. Though it is not detectable by orthodox scientific equipment, the fact remains that it does exist and can be easily verified by any competent dowser.

By looking again at Chart #1, we can see the direction in which the fundamental ray is emitted by various objects. The direction in which the fundamental ray is emitted is always constant. It never changes. As with the serial number the directions given in this chart are for use with the neutral pendulum only.

In detecting the direction of the fundamental ray we proceed as we did in determining the serial number. Put the sample on a plain white piece of paper and suspend a properly adjusted pendulum over it. After indicating the serial number, the pendulum will begin to swing strongly in a fixed direction. This is the direction of the fundamental ray. It is a good idea in order to maintain accuracy that you orientate the paper to true north and mark the degrees so that you can easily tell where the pendulum is swinging. You want to know the degrees from true north the direction of the fundamental ray is located. Using this as a constant will allow you to keep

SERIAL NUMBER	BODY	DIRECTION OF FUNDAMENTAL RAY
4	Iron, Steel	S.
4	Limestone	N. (Geographical)
5	Aluminum	75 Degrees N.E.
5	Nickel	55 Degrees S.E.
5	Nickeline (Sulphide of nickel)	40 Degrees S.E.
6	Cavities	30 Degrees N.W.
6	Methane (Marsh gas)	_____
6	Silver	E.
7	Copper, Bronze	45 Degrees S.W.
7	Water	30 Degrees N.W.
7	Tin	27 Degrees N.E.
7	Cassiterite (Oxide of tin)	75 Degrees N.W.
8	Limestone (Marly)	_____
9	Silex (Siliceous stones & glass)	30 Degrees N.W.
9	Blende (Sulphide of zinc)	N. (Geographical)
9	Monidylene	30 Degrees S.W.
9	Manganese	45 Degrees S.W.
10	Silex (Flint)	_____
10	Arsenic (Crude)	E.
10	Cobalt	S.
11	Magnesium	N. (Geographical)
	Normally	W.
11	Gold Sometimes	N.
	Rarely	E.
11-15	Soft Marl	_____
12	Sodium, sodium chloride	N. (Geographical)
12	Bismuth (Metallic)	75 Degrees N.E.
13	Potassium	60 Degrees N.E.
14	Chromium	75 Degrees N.E.
14	Chromite	E.
14	Gaseous petroleum	15 Degrees N.E.
15	Lime	30 Degrees S.E.
15	Wolftram (Tungstate of Manganese)	E. for tungsten 5 Degrees for manganese
15	Mercury	37 Degrees N.E.
15	Cinnabar (Sulphide of mercury)	37 Degrees N.E.
15	Cobaltine (Sulphide of antimony) and cobalt)	S.
15-21	Hard Marl	15 Degrees N.E.
17	Phosphates	45 Degrees S.W.
17	Zinc	45 Degrees S.E.
17	Stibnite (Sulphide of antimony)	30 Degrees N.E.
18	Iodine	_____
18	Sulphur	30 Degrees N.W.
21	Lead	60 Degrees N.W.
21	Galena (Sulphide of Lead)	45 Degrees N.W.
21	Hard Marl	45 Degrees N.W.
22	Radioactive bodies	_____
22	Platinum	_____
30	Pyrulosite (Manganese dioxide)	5 Degrees N.W.
30	Carbon (coal, graphite & diamond)	75 Degrees S.W.

After Mernet

accurate records of your findings and check your results with the chart.

It is very important to practice the things we have learned so far as they will be the foundation on which we will advance. Determine the serial number and the direction of the fundamental ray on many different objects. Experience is the best way to learn.

Some dowsers report that they have found, that by shining a blue light on the object as you are detecting the serial number and the direction of the fundamental ray, they are easier to detect.


A very interesting note is that photographs have been taken of the fundamental rays using a special camera developed by Delawarr Laboratories

in England. This camera is capable of accomplishing many fascinating things. Among these is its ability to detect and photograph otherwise invisible radiations. When the radionic camera is properly tuned to copper, for example, and a small piece of copper is placed on the photographic plate and then developed, the picture shows a spot of light with a ray of light shooting out. This ray of light has been found to correspond with the fundamental ray determined by dowsers with their pendulums. Take a look at the photo below. This is an actual photograph of a small piece of silver nitrate crystal taken with a radionic camera by Delawarr Laboratories. In it you can see the fundamental ray shooting out for each of the indivi-

dual elements.

As more and more research is done into the invisible world of dowsing energy, new ways will be developed which will allow us to better detect and measure this radiation. At the present time the most sensitive instrument we have is the human nervous system. This stands as a monument to our Creator.

Remember the key to successful dowsing is practice, practice and more practice. It is only through personal experience that you can learn the feel of your dowsing instrument. You have to be able to understand what that dowsing instrument is trying to tell you. Good luck and good dowsing!

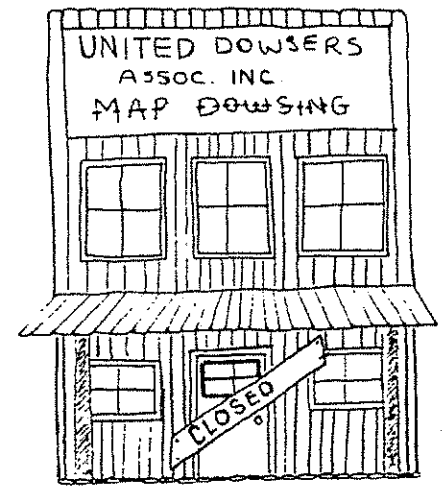


Radionic photograph of silver nitrate crystal.



# Why Dowsing?

By W.D. Cornett



Once upon a time a famous mountain climber was asked, "Why, why do you risk your life on that mountain?" The climber replied simply, "Because it's there." It is unfortunate that although used successfully for thousands of years, dowsing has become almost a lost art. Again we are trying to climb that mountain because it is there and because at the summit there are rewards that stagger the imagination. Fortunately through the years in each generation there have been a few people that have kept dowsing alive. This loyal few handed down the basic techniques of dowsing until now a revival of interest has occurred that is quite impressive.

The reversal in the decline of dowsing has been partially caused by the sudden scientific breakthroughs which have caused our minds to open in amazement. Yes, the interest in dowsing is growing. Scientists and laymen alike are beginning to take a closer look at the natural forces around us. It is exciting to open a mind and stimulate its imagination without fear of everyone saying that you're crazy. We accept things now that only a few years ago would have been classed as in the realm of science fiction. It is now much more common to discuss the unknown. We have gone from horse and buggy to walking on the moon in a very short period of time. Not many years ago anyone who thought it possible that man would ever walk on the moon was branded a lunatic.

The pioneering of new dowsing equipment and proper instruction in its use by a man who has spent his life

dowsing has done much to add fuel to the growing fire of interest. He has brought back the principles of dowsing and in recent years has been teaching this exacting science to people in all walks of life. This man's name is Sam Wolfe and he is helping to bridge the gap from the master dowsers of yesterday to the beginner of today. He can scientifically explain and demonstrate the basic principles of what he teaches and allows the beginner to carry on from there.

What makes dowsing work? Though it has been successfully used for thousands of years the secret of exactly how it works was never known. Today we live in a world of new discovery and technology. The answers will be found, and soon, because of people now working in this exciting field who see the potential of dowsing as far more than simply finding water. The answers will come and dowsing will grow into every walk of life. As we gain more knowledge of dowsing, many new avenues of application will open up.

So what is dowsing? Dowsing is all about energy and matter. Isn't it interesting that this is what Einstein's famous formula is all about? Energy and matter, all those natural forces that we know a lot about and some that we don't even know exist. Some are theory and phenomena today, but the facts and explanations are on their way. In the meantime dowsing works for a lot of people and yet it doesn't seem to work for others. Why?

Dowsing is not so simple that you can automatically do it. It takes lots of practice and hard work. It is not mag-

ic but rather a science that deals with wave lengths, magnetics, energy transfer and radiation. It encompasses many different phases of physics, chemistry and electronics. Most of all it is the science of using the greatest computer every designed—your brain. Dowsing involves the art of programming this fantastic computer to tap information from all these natural forces.

Don't let this scare you away from learning to dowse or advancing with what you have already learned. The important thing to remember is that the fundamental principles of dowsing are built on solid scientific foundations. Dowsing is not magic although at times what can be accomplished by a competent dowser is near miraculous. You can learn dowsing with the proper instruction in the basics and a lot of practice. Then you can move on to the advanced techniques and more practice. It takes a very good method of teaching and lots of practice to lead you down the road to success. This is a road that pitifully few dowsers complete. But it can be done by anyone if he has the perserverance to stick with it.

In the process of learning to dowse, it is important to slow down and enjoy it. Relax. You can gain many benefits from being out in the field dowsing—like travel, learning new things and maybe digging a few empty holes. Those empty holes are great for getting you in shape. There are lots of discoveries to be made and the trick is to be able to accurately determine if something is actually on that map and then go out and find it in the field.

Don't get too emotionally involved with any treasure that you're looking for. This often causes you to put mental implants around the area you are dowsing. You almost have to adopt an attitude of not even caring if you find the treasure or not. In dowsing you have to be able to find something if it does exist as well as not find something if it doesn't exist.

There are many other factors that must be dealt with by the successful dowser. How accurate is your pinpointing? What scale map are you using? Some of them are pretty small. Did you know that even on an aerial photograph with a scale of 1:660 a pencil dot is almost 40 feet across? On a lot of maps being used in map dowsing, a pencil dot is several hundred feet across. It is the knowledge in these areas that makes the difference between the professional and the amateur.

Then there is your energy level. As it varies, so will your accuracy. Let's get a little technical for a minute. There are spatial variations in the earth's magnetic field. The solar wind or constant flux of particles and electric currents from the sun distort the field lines. Significant time variations with periods of seconds, minutes and hours are the direct or indirect effect of the solar wind as it distorts the magnetosphere or external magnetic field of the earth. Daily or diurnal variations are not predictable and may exhibit changes as big as 100 gammas or more. Superimposed upon these diurnal are a shorter period phenomena called micropulsation which are more random in behavior, generally smaller in amplitudes and may occur anytime, day or night. They occur in a broad range of periods between 0.01 seconds up to several minutes with amplitudes from a thousandth of a gamma to several gammas. There are magnetic storms occurring several times per month throughout the world which exhibit variations of up to several hundred gammas and last from one to several days. Thunderstorms disturb the wavelengths. Rain can cause suppression of the rays. The moon also causes changes in the strength of the rays. There are some periods of peak activity in which the remnant rays are hard to eliminate.

These are just some of the many things which the professional dowser understands and must take into account whenever he dowses. His reputation and more importantly his bread and butter depend on his ability to find his target.

Dowsing for treasure is probably the most difficult phase in dowsing. There are many factors that must be taken into consideration and successful treasure hunting is probably the ultimate achievement as far as putting all these things together to make a successful hunt. So you dig empty holes and wonder what's wrong. What can you do to reduce errors in your locations? Simply spend more time on your map work. It will save you a lot of time and expense when you get to the field. Accurate map work is not done quickly. Take your time to learn everything you can about the location before you head for the field. There is a big temptation to make a location on the map and then quickly run to the field. Don't do this. Check out everything you can think of about your location on the map at home. Make sure it is not a magnetic pocket or simply a mineral deposit.

This is a very important key to dowsing success; do your homework!

So what has dowsing done for me? What I have learned is worth the world to me. All my life I have suffered from migraine headaches. I have reduced their occurrence from several a week to one or two a month. Not only that but now I can fix them in two minutes through the dowsing method. This is worth so much more than it costs. So why dowsing?

Because you are not limited in the distance of your search to the width of a loop or the point of a probe like other methods of treasure hunting. There are natural forces which when understood can help us to accomplish many wonderful things. For those who climb the mountain there is a majestic summit at the top. It is there whether we reach it or not. The important thing is whether we attempt to make the climb at all.

I hope that you will take up the challenge. The fact that you are reading this magazine shows that you want to learn. Dowsing opens many new doors. The key to successful dowsing is practice. With perseverance and determination anyone can reach the summit. GOOD LUCK!

### **Notice from the Death Valley National Monument Park Service**

Death Valley National Monument and other National Park Service areas were closed to any further prospecting and mining claim location as of September 28, 1976, when the President signed Public Law 94-429. In addition, surface disturbance from mineral development will be temporarily halted for a four-year moratorium period while Congress determines whether or not to acquire any valid rights which may exist.

During the first two years of the moratorium, the validity of unpatent claims will be determined.

The requirement for annual assessment work to hold unpatented mining claims within Death Valley National Monument and filing proof of labor are suspended for the four-year moratorium period under the new Act.

A copy of Public Law 94-429 is enclosed for reference.

Sincerely,

Raymond J. Wilmes  
for  
Donald M. Spalding  
Superintendent

# Letters, we get letters about Sam "Lobo" Wolfe's Dowsing Instruction Courses



How can I say "Thank you" for the great things you taught us in the advanced class. I thought I was a pretty good dowser when I came to your advanced class—but I found out I was just beginning to open the door to what dowsing offers.

The things I feel I gained the most benefit from in the advanced class were; the true feeling of the real self when I pick up the dowsing rod and use it for what it was designed for—to help other people—and to know that I have the key to the whole world in my hand—the dowsing rod.

Sam, through the knowledge gained from you in the advanced class, I can say I have cut off at least twenty years towards becoming a professional dowser. I still have a ways to go, but with the help you gave it won't be as far or as tough.

"Thank you, Sam", and I guess this is the best way I can say it. "Thank you".

Sincerely,  
*Gene*



**THE BASIC CLASS.** Three-day session given throughout the year in various cities across the country. Subjects covered include learning the proper way to use dowsing instruments. Map dowsing. The basics of dowsing in general — how to dowse for water, oil, treasures. Searching buildings, evaluating ores, rating friendships, finding employment by map dowsing, locating lost and missing people, finding your best ore value and much, much more.

**ADVANCED COURSE.**

You will be given instructions that no dowsing course has ever covered. You will learn the most guarded dowsing secrets with how to find treasures at the top of the list. The system that Sam "Lobo" Wolfe uses on thousands of maps he receives from treasure hunters all over the country will be revealed to you. All in all, more than 50 subjects will be covered. NOTE: Sam Wolfe's basic dowsing course must be completed before students are accepted for the advanced course. All equipment is furnished in our classes.

Fill out and mail the coupon to us. We will send you schedule of class locations, times and costs

**Sam "Lobo" Wolfe**  
United Dowzers Association, Inc.  
13451 Ector Street  
La Puente, California 91746




- I am interested in your Basic Class in Dowsing. Please send the necessary information.
- I have completed your Basic Class and would like to enroll in your Advanced Course.

Name \_\_\_\_\_

Address \_\_\_\_\_

City \_\_\_\_\_ State \_\_\_\_\_ Zip \_\_\_\_\_

Sam "Lobo" Wolfe proudly  
presents his masterpiece:



## THE LOBO MAP AND FIELD ROD

Called the Cadillac of dowsing rods by those in the know, the Lobo Map and Field Rod is a must for the serious dowser. Ask any veteran treasure-seeker who has used this instrument, and he'll tell you, "Ol' Lobo has done it again!" Beginners, too, tell us that this fine instrument has enhanced their interest in dowsing.

Superb construction and design distinguish the Lobo Map and Field Rod from lesser rods. A better balanced instrument and a new antenna tip shaped in the same pattern as the earth's magnetic force field increase this rod's sensitivity by as much as 50 percent.

Remember! If you're a member of the United Dowzers Association, Inc., you will enjoy a 5% discount on Lobo Map and Field Rod. Clip the coupon and treat yourself to the finer points.

**\$265.00 including shipping**

*Dealer Inquiries Welcome*

### United Dowzers Association, Inc.

13451 Ector Street  
La Puente, California 91746



Please send me \_\_\_\_\_ Lobo Map and Field Rods. I am  am not  a member of the United Dowzers Association.

Name \_\_\_\_\_

Address \_\_\_\_\_

City \_\_\_\_\_ State \_\_\_\_\_ Zip \_\_\_\_\_

I enclose  Check  Money Order. No cash, please. California residents add 6% sales tax.

Check here  if you would like free literature on membership to United Dowzers Association which includes a subscription to United Dowzers Magazine.