

Handouts

Tucson Dowzers
December 3, 2022

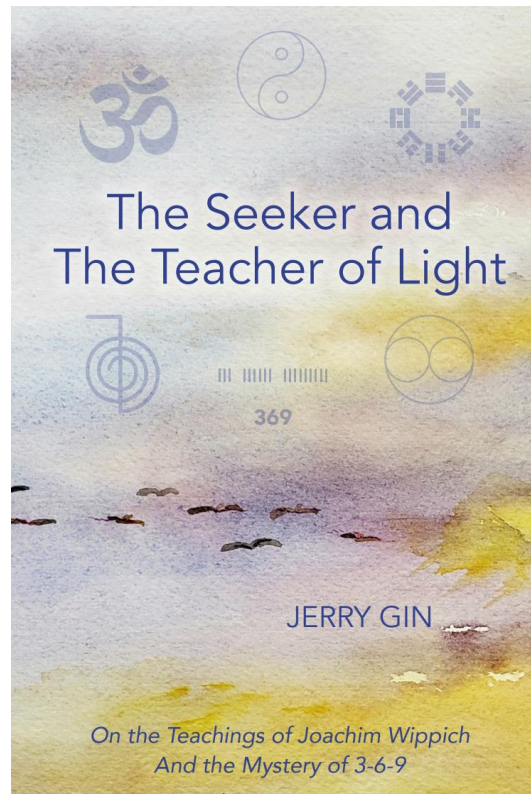
A photograph of two hands held palm up, facing each other. The hands are illuminated with a vibrant rainbow spectrum of light, with red and orange on the left side, transitioning through yellow and green to blue and purple on the right side. The background is a dark, muted green.

Harmony Energies and Healing

Jerry Gin

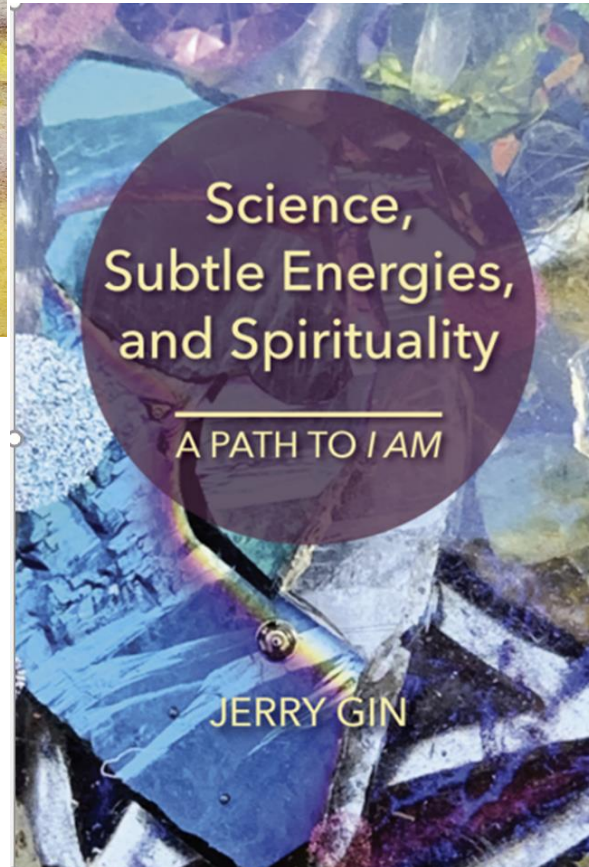
Jerry Gin

- Seeker
- Scientist
- Corporate
- Entrepreneur
- Mind-Being



Joachim Wippich

- The Teacher of Light
- Intuitive
- Teacher of Healing
- Dowser



Book website

<https://jerrygin.com>

jerry@jerrygin.com

Chairman, CEO
Foundation for Mind-
Being Research
<https://fmbr.org>

Your Vibrational Level

Your I AM State

Testing for I AM State

Measuring Your Vibrational Level

**Can use
Personal
Wavelength
Technique**

**Look at rate of rotation of
pendulum**

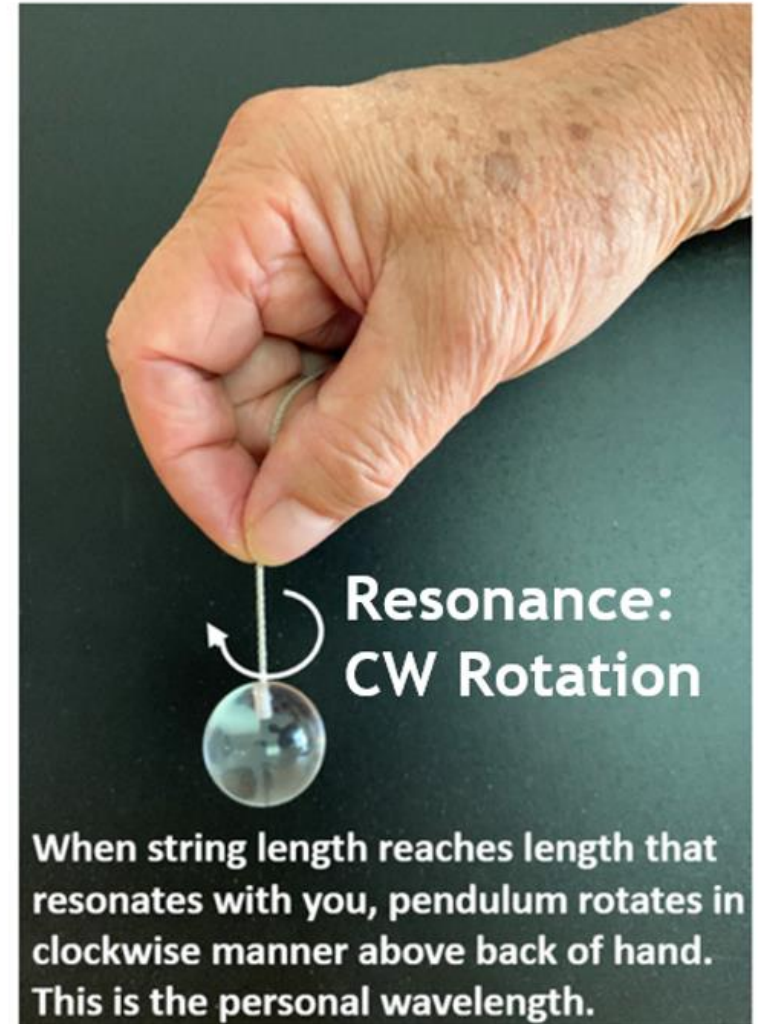
**Significant increase of rate of
rotation when at I AM level**

**Then reach center of stillness
and rotation ceases**

**Proves to yourself that you do increase your
vibrational level significantly when you are I AM**

Tools to Detect Resonance

Neutral Pendulum



Practice: Your Vibrational Level

Secure your resonance – step 1 – Brain/Heart

Find your personal wavelength

Check your rate of rotation – vibrational level

Secure your resonance – step 2 –Affirmation, I AM

Check your rate of rotation – vibrational level

Test level of vibration: 10%, 20%, 30% ... to 100%

If not 100%, repeat affirmations

- Repeat 3x, 6x, 9x

Reaching the Center of Stillness

Typical: Extended meditation to reach center of silence

With I AM affirmations, center of stillness can be reached in minutes

With I AM affirmation, your pendulum will increase in rate of rotation so it rotates very rapidly

As you reach the point of stillness – pendulum ceases to rotate (dowsing, radiesthesia ceases)

The I AM
Procedure for
Healing and Bring
Up Harmony
Energies
(The Teachings of
Joachim Wippich)

- **Step 1:**
 - **Secure Your Resonance :** <https://jerrygin.com>
 - **Arms outstretched and bring together as you say:**
 - **Women:** I invite every thought within my left brain and my right brain to join with my heart
 - **Men:** I invite every thought within my right brain and my left brain to join with my heart
- **With statement, I come into balance. I also find it very effective to bring up my vibrational energy so I can dowse accurately. Dowsing tools move easily. Easier than “clearing”.**

Step 2:

- **Increase your Vibrational Level (for Dowsing and for Healing Work)**
 - **State Affirmation: I AM Everything**
 - **Alternative Affirmation: I AM Rethinking Rethink I AM (with pause)**
- **Check with dowsing as to vibrational level (check in increments of 10% and repeat affirmation until you are at 100%)**

Step 3:

- **Make Sure of Harmony of Location**
 - **I AM in Harmony with My House**
 - **My House is in Harmony with Me**
 - **Dowse for yes or no on statements**
 - **If No, state:**
 - **I Neutralize Normalize Harmonize Energize Polarize this property**
 - **The property is beneficial for my entire I AM being**
 - **If still No, state:**
 - **I AM Rethinking Rethink I AM**
 - **Repeat as needed**

Affirmations

“I AM Everything I AM”

Make this statement and check for “Yes” or “No” using your dowsing tool. Even if your dowsing tool indicates “Yes”, check what percent is “Yes” by stating the following:

“My I AM is more than 10%.” If “Yes,” continue to check each number.

“My I AM is more than 20%.” etc., until you reach 100%.

More Affirmations

If your dowsing tool gives a “No” at a percentage lower than 100, say:

“I AM Rethinking Rethink I AM” (and then pause)

“I AM Rethinking Rethink I AM” (and then pause)

“I AM Rethinking Rethink I AM” (and then pause)

I AM (State full Name) I AM

You pause between your repetition in order to absorb what you are saying. Now recheck to see what percent you are. Repeat the above process until your “I AM” resonance reaches 100%

Practice: Applications – Personal Wavelength

- **Secure your Resonance – Step 1 and 2; 3 if needed**
- **Lay out items you want to test if they are in resonance with you**
 - **Sugar, artificial sweetener (e.g., aspartame, etc.), supplements, foods (vegetables, meats, etc.), stones/minerals, essential oils, makeup, drugs, etc.**
- **Find your personal wavelength**
- **Keeping same string length, put hands over each item and observe if rotation is clockwise or counterclockwise or to and fro**
 - **Clockwise – in resonance with you; counterclockwise – not in resonance – avoid; to and fro –not good nor bad**
- **EMF – test cell phone, cordless phone, lights (point finger toward light to connect to it and start pendulum – to and fro and observe**

Aspects of The I AM Procedure for Healing

Connect with your I AM essence by stating I AM Affirmation

Some Simple Affirmations:

- **I AM Rethinking Rethink I AM I AM (Full Name) Can repeat multiple times**
- **I AM inviting thoughts within thoughts with thoughts to Rethink with me 3x, 6x, 9 x)**
- **I AM Everything I AM**

At Center of Stillness, state Affirmation for Healing

Some Affirmations to Assist in Healing

I AM inviting Harmony with the Disharmony of (state disharmony)

Interfering thoughts are basis of many ailments/problems

Acknowledge interfering thoughts: It is interfering thoughts that is creating my headache

If we support interfering thoughts in any of our bodies (physical, emotional, spiritual body) they do not go away

Affirmation:

I AM inviting interfering thoughts to rethink with me

I AM inviting incorrect thoughts to come into harmony

I AM no longer supporting those interfering thoughts

I AM evolving my thought creation

Every Thought is a Creation of I AM

Controlling and Evolving your thoughts aid in healing

I AM controlling my thoughts I AM

I AM responsible for my thoughts I AM

I AM Evolving my thought creation I AM

I AM the efficiency and effectiveness of my harmony thought creation I AM

I AM inviting every evolving thought creation to come Home and
rethink with my I AM thoughts creations throughout my life
experiences I AM

I AM Evolving

I AM Full name I AM

More on Evolving and Healing

The efficiency and effectiveness of my heart (your ailment) is Evolving

The efficiency and effectiveness of my immune system is Evolving

The efficiency and effectiveness of my I AM being is Evolving

I AM Evolving my harmony thought creation 24/7 I AM

I AM controlling my evolutionary thought creation

I AM evolving I AM

If we support interfering thoughts in any of our bodies (physical, emotional, spiritual body) they do not go away

More Affirmations to Aid in Healing

I AM inviting myself to come to the correct vibrational frequency of my first thought creation without ailment

I AM inviting that vibrational thought creation to copy into this lifetime experience

I AM correcting what needs to be corrected with the information I have today

I AM the(state the problem, e.g. I AM the Allergy

This acknowledges the problem and I have learned the lesson and no longer need the lesson

A Simple Affirmation:

Pain goes away just by repeating I AM: I AM I AM I AM

Copy or Move Subtle Energy: Thoughts & Intention

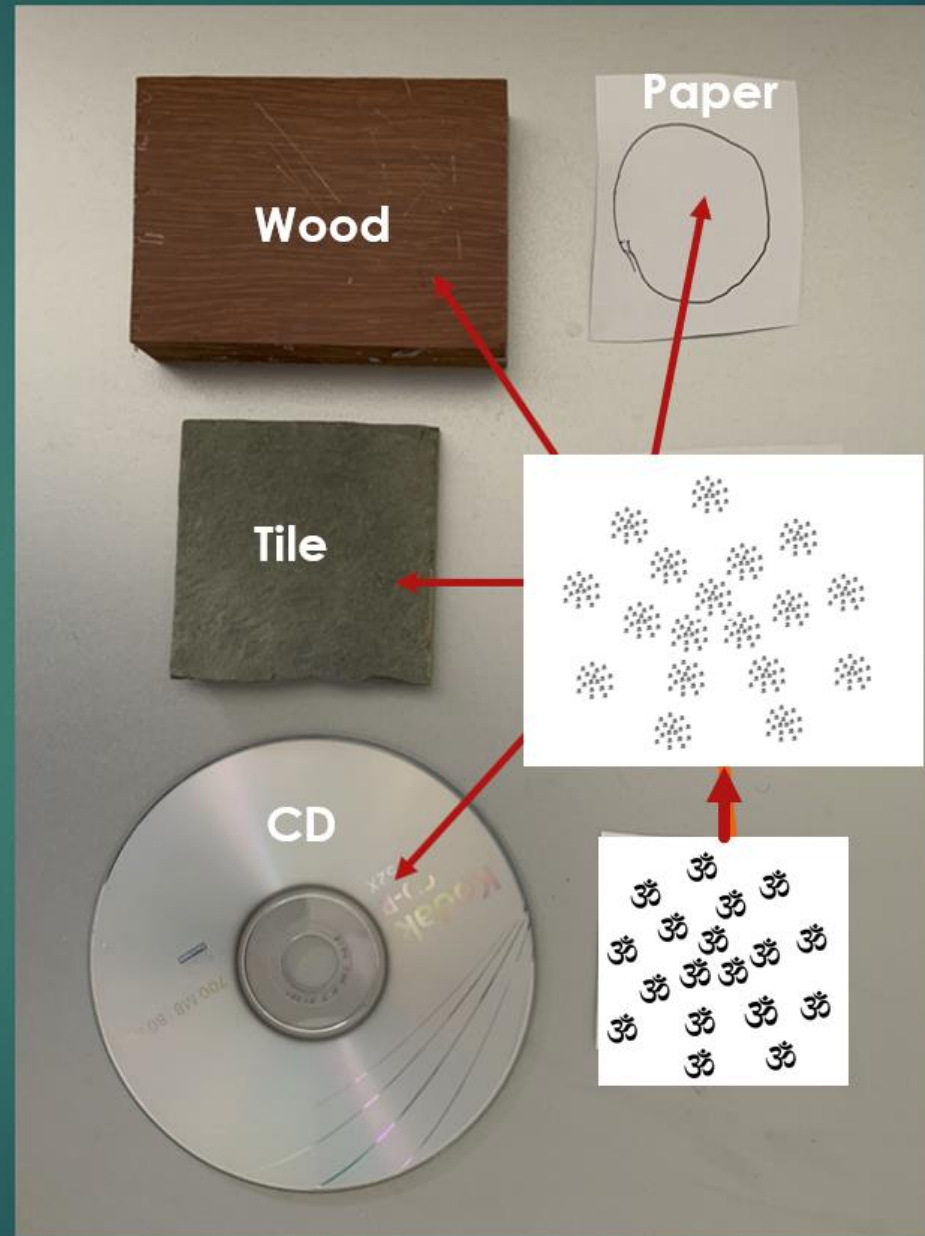
- **Find wavelength of any item with a color (e.g., colored paper) using neutral pendulum**
- **With simple thought, just copy subtle energy of color and place at another location**
- **With neutral pendulum, check for subtle energy of color at location where energy was copied**

**Permanently Copy
Subtle Vibrational
Energy of Aum
(Thought/Intention)**

**Permanently
Copy onto CD,
Wood, Paper, Tile**

**Energy Remains with
CD, Wood, Paper, Tile
(checked at 5 months)**

**Original Aum Energy
Remains with Aum**



**3-6-9 Aum
Array of Array
BG3 & 3-6-9
Level: 17,500**

**3-6-9 Aum
Array
BG3 & 3-6-9
Level: 6,500**


Multiplication
of Subtle
Energies with
3-6-9 Array
and its 3-6-9
Fractal

Aum 3-6-9 Array: BG3 Tool



$$\text{BG3 \& 369} = 6400$$

Aum 3-6-9 Array of the Array



$$\text{BG3 \& 369} = 17,500$$



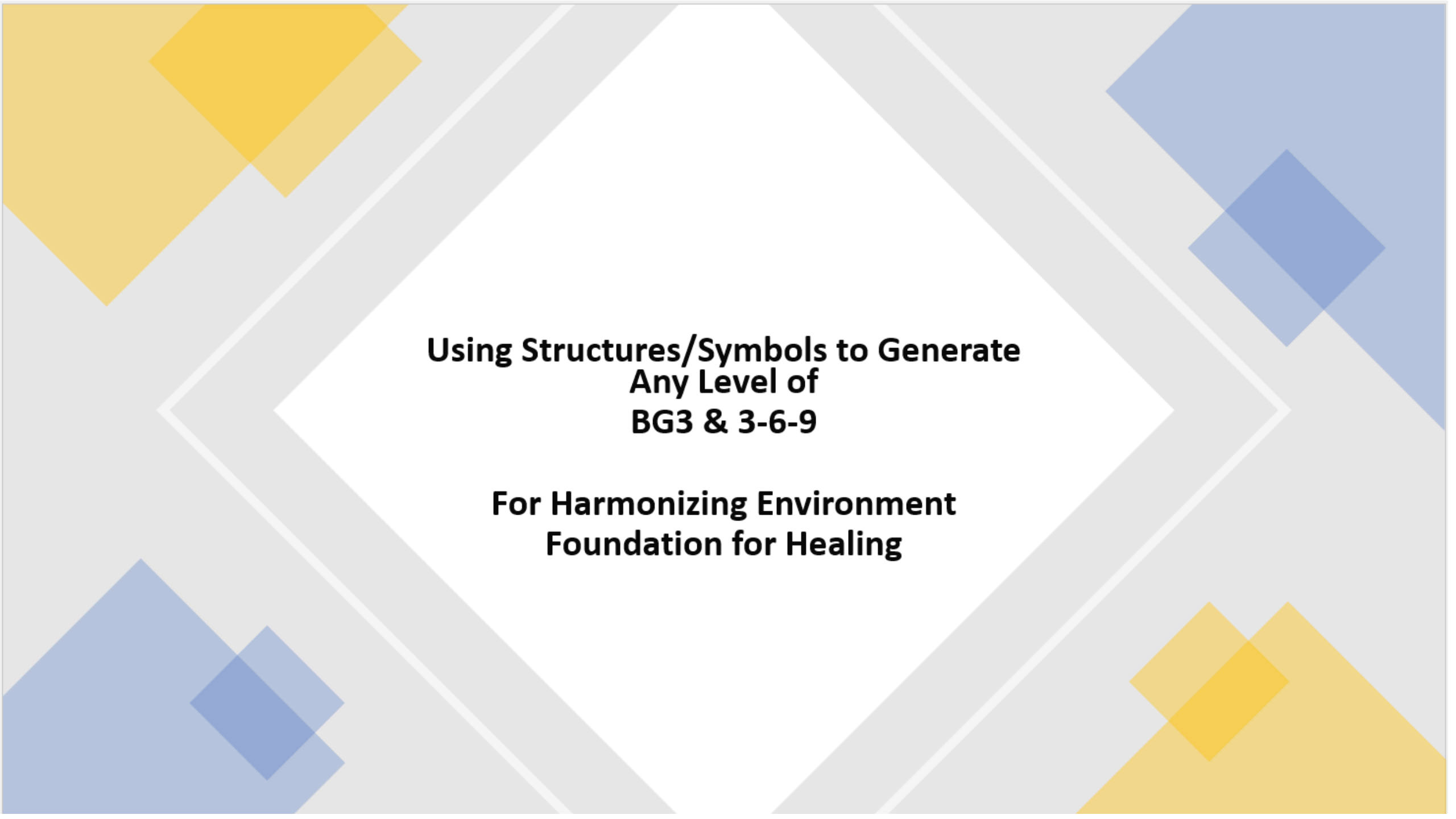
Photocopy Effect (or Photo)

- **Photocopy (or photo) of anything with subtle vibrational energy will retain that energy**
- **3-6-9 Symbols or items**
- **GANS or symbols in geometric arrays**
- **BG3 items**
- **Sacred power spots with BG3**
- **Can scan or photocopy items many times without loss of subtle vibrational energy**
- **Can easily carry photocopied items in your pocket or purse (can carry a million units of BG3 or 3-6-9 with you for any purpose)**

Copying the I AM Energy (or Any Subtle Vibrational Energy)

Say: I am Permanently Copying my I AM Energy (or energy from any other source) to _____ (whatever location you want energy directed)

Check BG3 or 3-6-9 at location you sent energy with BG3 or 3-6-9 pendulum



**Using Structures/Symbols to Generate
Any Level of
BG3 & 3-6-9**

**For Harmonizing Environment
Foundation for Healing**

Power of SAA Structure




**Spiritual Aum Array (SAA):
Aum arranged in 3-6-9
pattern Surrounded by 12
Aums**

**Not in conflict with
BioGeometry items**

	<u>BG3 and 3-6-9</u>
Single SSA	3900
4 SSA Stacked	165,000
1 SSA Under sphere	275,000
2 SSA Under sphere	575,000
3 SSA Under sphere	710,000
4 SSA Under sphere	1,000,000

4 Spiritual Aum Arrays beneath Globe (SAA): 1 million BG3 and 3-6-9



1 Million BG3, 3-6-9
in photo



SAA: Aum arranged in 3-6-9 pattern Surrounded by 12 Aums

4 SAA placed under sphere

Structures/Items With Negative Effect on Select Viruses



Thoth Symbol

BG3 &3-6-9 of 6,700
 (especially for after-effects of infection)



Atlantis Ring

BG3 &3-6-9 of 3,900



Activate Dentiva by writing 16 lines on box

BG3 &3-6-9 of 3,200



Can put 4 hand printed capital J around picture of person – must have line on top of J

BG3 &3-6-9 of 6,100

Atlantis Ring



- BG3 and 3-6-9 at 3,900
- On personal wavelength of Sars-CoV-2, very strong CCW rotation so energetically, toxic to the COVID virus
- The 2 circles are vital to the energy
- If you cut out the circles and tape the ends together to form a ring, then the ring becomes active

Story: The Atlantis Ring (Luxor Ring, Egyptian Ring) and its symbol are empowerment tools that help protect, balance and harmonize a person's energy field. Discovered in tomb in Egypt in 1860. Protected Howard Carter from curse of Tutankhamen when tomb opened in 1922 (all parties in discovery died except Carter). Inherited by granddaughter of original discoverer of ring, married to Andre de Belizal (radiesthesia) who investigated its energies.

Activated Dentiva and Salese

**Long lasting lozenge (1 Hour) for breath (Dentiva) and dry mouth (Salese).
Antibacterial and antiviral, essential oil based. Company: Nuvora**

**BG3: Dentiva and Salese can be BG3 (BioGeometry) activated by writing 16
lines or dots on the box (IIIIIIIIIIIIIIIIII): Develop BG3 level of 3200**

**Dentiva and Salese causes a very strong counterclockwise spin with the
neutral pendulum for Sars CoV-2 virus**

**Other viruses causing counterclockwise spin: Hepatitis A, B, and C; Herpes
simplex, Varicella zoster (chicken pox, shingles), Ebola**

**No counterclockwise spin with smallpox, flu, HIV, measles, norovirus,
Dengue, Zika, Yellow fever, polio, Epstein-Barr, Adenovirus**